



Special Eurobarometer 300



European
Commission

Europeans' attitudes towards climate change

Fieldwork March – May 2008

Publication September 2008

Report

Special Eurobarometer 300 / Wave 69.2 – TNS opinion & social

This survey was requested by the European Commission and the European Parliament and coordinated by the Directorate-General for Communication of the European Commission

This document does not represent the European Parliament's or the European Commission's point of view. The interpretations and opinions expressed herein are solely those of the authors.

Table of contents

INTRODUCTION	2
1. Perceptions of climate change and global warming	5
1.1 Serious problems facing the world.....	5
1.1.1 <i>The two most serious problems in the world</i>	5
1.1.2 <i>The most serious problem in the world</i>	9
1.2 Assessing the seriousness of the issue	12
1.3 Global warming or climate change – a matter of terminology?.....	15
1.3.1. <i>Impact of terminology on the estimated degree of seriousness of climate change</i>	16
1.3.2. <i>Impact of terminology on what is considered to be the most serious problems</i>	16
2. Level of information about climate change	18
3. Combating climate change	22
3.1 Attitudes towards climate change and ways of fighting it	22
3.1.1 <i>Alternative fuels</i>	24
3.1.2 <i>Personal action taken to fight climate change</i>	26
3.1.3 <i>Impact on the European economy</i>	29
3.1.4 <i>Climate change is not an unstoppable process</i>	32
3.1.5 <i>Impact of CO2 emissions on climate change</i>	34
3.1.6 <i>The “seriousness” of climate change</i>	37
3.2 Level of responsibilities	40
3.2.1 <i>Corporations and industry</i>	41
3.2.2 <i>The citizens themselves</i>	43
3.2.3 <i>National governments</i>	46
3.2.4 <i>The European Union</i>	48
3.3 Perceptions of the EU's objectives to fight climate change	51
4. Citizens' involvement in fighting climate change	62
4.1 Actions taken to fight climate change	62
4.2 Preparedness to pay more for green energy	68
4.3 Reasons for taking action against climate change	72
4.4 Reasons for not taking action against climate change.....	76
CONCLUSION	80
Annexes	
Technical specifications	
Questionnaire	
Tables	

INTRODUCTION

This report presents the results of a survey on Europeans' attitudes towards climate change, which was carried out in spring 2008.

Over the past years, climate change has gained top priority on international political agendas.

The European Union is one of the front-runners in the global fight against climate change¹. In 2007, European leaders agreed on a reduction of greenhouse gas emissions by at least 20% (or 30% if other main international actors take on commitments) by 2020. This target is considerably more ambitious than the overall objective to which the EU committed under the Kyoto protocol: an 8% decrease by 2012, based on 1990 levels. The EU wants to reach this ambitious objective using efficiency measures to reduce total energy consumption, an extended Emission Trading System in order to give incentives to reduce CO2 emissions and by increasing the share of energy from renewable sources and the share of alternative² fuels³.

The issue of climate change has not only raised concern at the political top levels. Intense (international) media attention has fostered a lively public debate. It is in this light that this Eurobarometer survey has been conducted, with the overarching aim of exploring European citizens' attitudes towards climate change.

Its focus is on:

- ✓ Measuring the impact of the terminological differences between *global warming* and *climate change* on citizens' perception.
- ✓ Citizens' perceptions of the seriousness of *global warming* / *climate change*.
- ✓ The extent to which citizens feel informed about climate change.
- ✓ Citizens' attitudes towards climate change and ways of combating it.
- ✓ Actions aimed at fighting climate change.
- ✓ Targets for reducing emissions and increasing the share of renewable energy.

This Eurobarometer survey was commissioned by the Directorate General for Communication of the European Commission, on behalf of the European Parliament and the European Commission. It was carried out by TNS opinion & social network between the 25th of March and the 4th of May 2008. The interviews were conducted among 30,170 citizens in the 27 Member States of the European Union, the three candidate countries for accession to the European Union (Croatia, Turkey and the Former Yugoslav Republic of Macedonia) and in the Turkish Cypriot Community.

¹ http://ec.europa.eu/climateaction/index_en.htm

² Please note that the term most frequently used in EU policies is biofuels or renewable fuels in transport. The EU target of 10% by 2020 refers to fuels from renewable energy sources, which include mainly biofuels, but subject to further progress in technology development can also include electric plug-ins and hydrogen, provided these are sourced from renewable electricity

³ http://ec.europa.eu/environment/climat/home_en.htm

The methodology used is that of Eurobarometer surveys as carried out by the Directorate General for Communication ("Research and Political Analysis" Unit)⁴ of the European Commission. A technical note on the manner in which interviews were conducted by the Institutes within the TNS Opinion & Social network is appended as an annex to this report. This note indicates the interview methods and the confidence intervals⁵.

As mentioned above, one of the aims of this survey is to measure the impact of the terminological differences between *global warming* and *climate change* on citizens' perceptions. From a methodological point of view, the poll has therefore been divided into two groups for the first two questions: the term *global warming* was used for the first half of the sample ("Split A"), while *climate change* was used for the second half ("Split B"). In this Eurobarometer report the results will be presented individually and in aggregate form.

The results, generally speaking, show that there is no major impact of the terminology used. It appears that **the two terms have a similar meaning for the respondents** (this will be developed further in chapter 1.3.). The term *climate change* has been used throughout the rest of the questionnaire.

The findings of this survey are in the first place analysed at EU level and secondly by country. Where applicable, different socio-demographic variables - such as respondents' gender, age, education, occupation and political orientation - have been used to take the analysis further. In addition, the following key variables were used in the analysis to gain deeper insight in citizens' views on climate change:

- ✓ Respondents' **subjective level of information** about the *causes* and *consequences* of climate change and the *ways of fighting it*: QE3: "Personally, do you think that you are well informed or not about...? The different causes of climate change; The different consequences of climate change; Ways in which we can fight climate change."
- ✓ Their **perception of the seriousness of climate change**: QE2: "How serious a problem do you think global warming / climate change is at this moment? Please use a scale from 1 to 10, 1 would mean that it is not a serious problem at all and 10 would mean that it is extremely serious."

⁴ http://ec.europa.eu/public_opinion/index_en.htm

⁵ The results tables are included in the annex. It should be noted that the total of the percentages in the tables of this report may exceed 100% when the respondent can give several answers to the same question.

In this report, the countries are represented by their official abbreviations. The abbreviations used in this report correspond to:

ABBREVIATIONS

EU27	European Union – 27 Member States
DK/NA	Don't know / No answer
BE	Belgium
BG	Bulgaria
CZ	Czech Republic
DK	Denmark
<i>D-E</i>	<i>East Germany</i>
DE	Germany
<i>D-W</i>	<i>West Germany</i>
EE	Estonia
EL	Greece
ES	Spain
FR	France
IE	Ireland
IT	Italy
CY	Republic of Cyprus*
CY (tcc)	Area not controlled by the government of the Republic of Cyprus
LT	Lithuania
LV	Latvia
LU	Luxembourg
HU	Hungary
MT	Malta
NL	The Netherlands
AT	Austria
PL	Poland
PT	Portugal
RO	Romania
SI	Slovenia
SK	Slovakia
FI	Finland
SE	Sweden
UK	The United Kingdom
HR	Croatia
TR	Turkey
MK	The former Yugoslav Republic of Macedonia**

*Cyprus as a whole is one of the 27 European Union Member States. However, the "*acquis communautaire*" is suspended in the part of the country that is not controlled by the government of the Republic of Cyprus. For practical reasons, only the interviews conducted in the part of the country controlled by the government of the Republic of Cyprus are recorded in the category "CY" and included in the EU27 average. The interviews conducted in the part of the country not controlled by the government of the Republic of Cyprus are recorded in the category "CY(tcc)" [tcc: *Turkish Cypriot Community*].

** Provisional code which does not prejudice in any way the definitive nomenclature for this country, which will be agreed following the conclusion of negotiations currently taking place at the United Nations.

1. Perceptions of climate change and global warming

1.1 Serious problems facing the world

- Poverty and global warming / climate change are considered the most serious problems in the world-

Climate change has become a major concern for many citizens. In the following paragraphs we will take a look at citizens' perceptions of *global warming* and *climate change*. The poll was initially divided into two groups, to measure the impact of the terminological differences on peoples' perceptions⁶. In the next few paragraphs the findings will be treated in aggregate form. The matter of terminology will be developed further in 1.3.

1.1.1 The two most serious problems in the world

When looking at the total aggregate of respondents' answers⁷ to what they consider to be the most serious problems⁸, **"global warming / climate change" rank second after "poverty, the lack of food and drinking water"**. While 68% think that "poverty, the lack of food and drinking water" is one of the most serious problems our world faces now, 62% feel that "global warming / climate change" also is among the most serious problems.

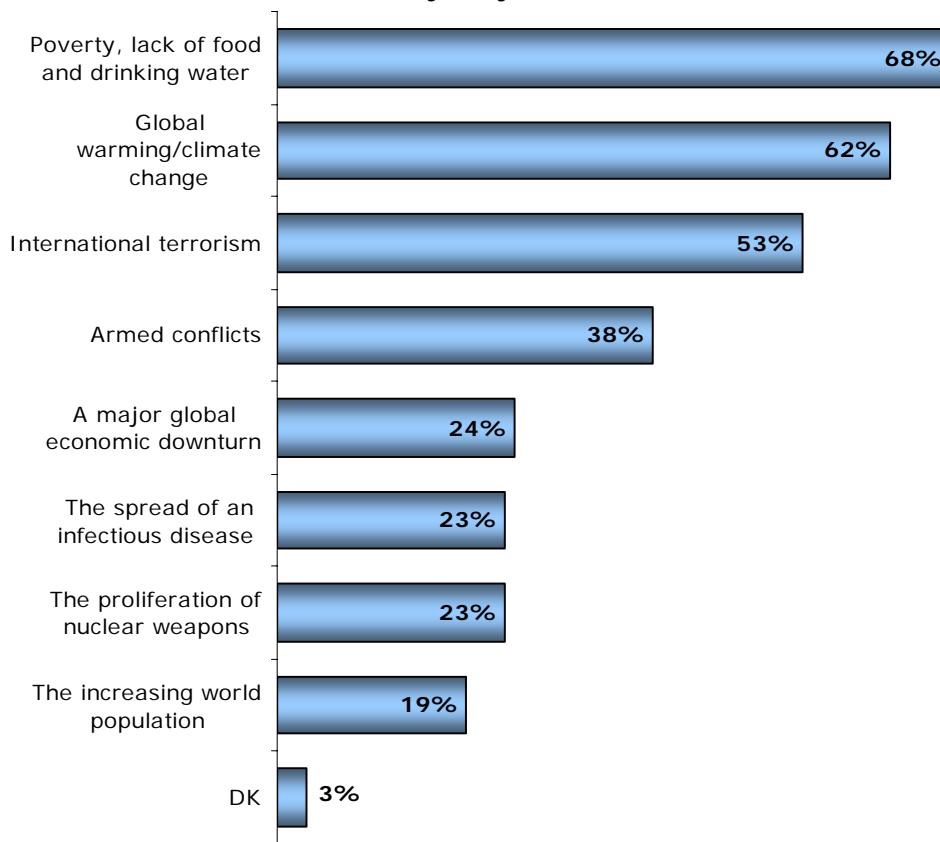
"International terrorism" is considered to be one of the most serious problems the world is facing by just over half of the poll (53%), while 38% mention **"armed conflicts"**. Nearly a quarter of respondents thinks that this is true for **"a major global economic downturn"** (24%), **"the spread of an infectious disease"** (23%) or **"the proliferation of nuclear weapons"** (23%). Around a fifth (19%) believe that the **"increasing world population"** is the major problem.

⁶"Split A" measuring their perceptions of *global warming*, "Split B" measuring their perceptions of *climate change*.

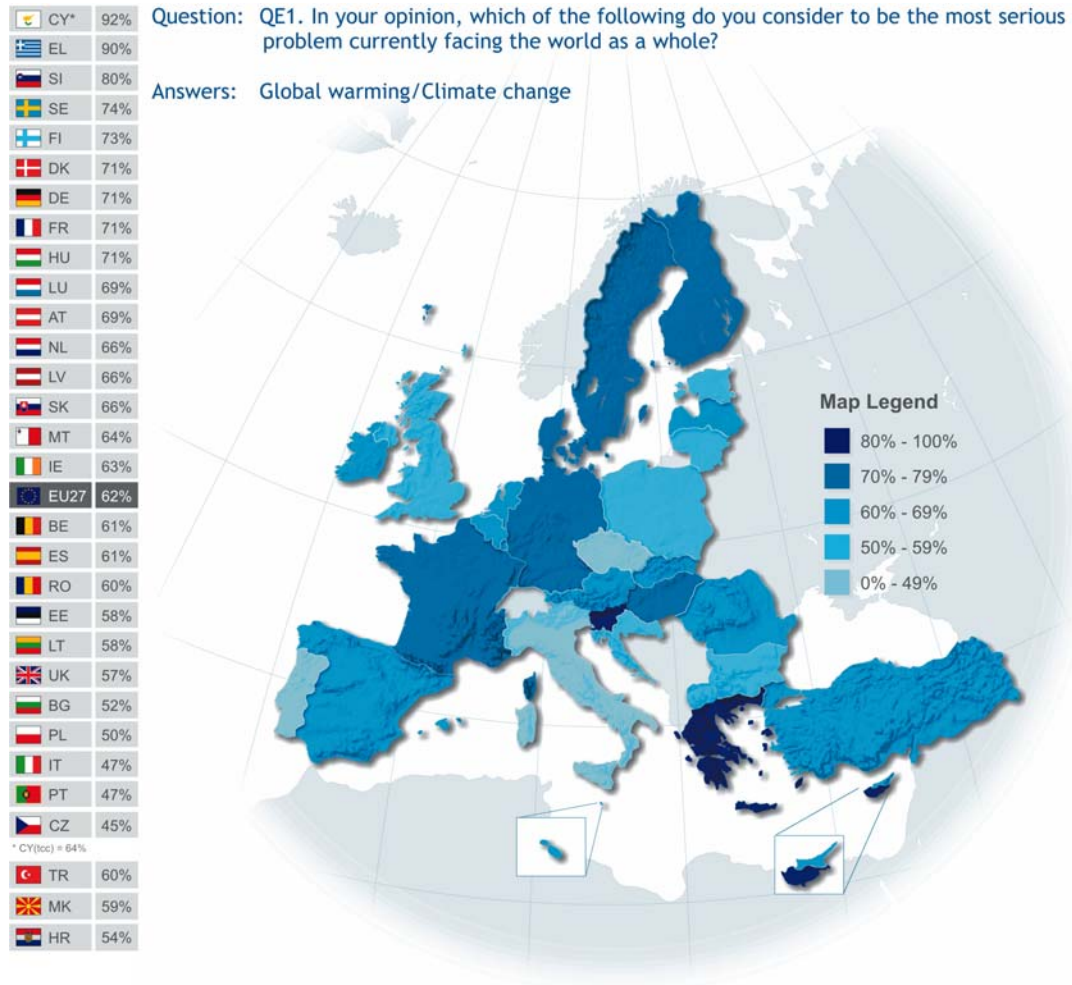
⁷ This analysis is based on all answers given by the respondents (i.e. first *and* other answers)

⁸ QE1 In your opinion, which of the following do you consider to be the most serious problem currently facing the world as a whole? Firstly? Any others?

QE1 In your opinion, which of the following do you consider to be the most serious problem currently facing the world as a whole? Firstly? Any others? - % EU



At the country level, absolute majorities in nearly all countries regard "global warming/climate change" as a serious problem, with the exception of citizens in the Czech Republic (45% consider this to be a serious problem), Italy and Portugal (both 47%). In Cyprus (92%) and Greece (90%) around nine in ten citizens think that "global warming / climate change" is one of the most serious problems, in Slovenia this figure is as high as eight respondents in ten.



“Poverty and the lack of food and drinking water” and **“global warming / climate change”** are considered the most serious problems facing the world in nearly all countries polled. Only Bulgarian, British and Czech citizens seem to have a slightly different opinion – in these countries **“international terrorism”** represents the largest proportion of answers.

Cypriots, Luxemburgish, Dutch, Swedes and Croats are particularly likely to say that the issue of **“poverty and the lack of food and drinking water”** is among the most important issues facing the world today.

“Armed conflicts” are perceived as especially serious problems in Slovakia and the Netherlands, while **“a major global economic downturn”** is cited in particular by the Irish and the Greeks, **“the spread of an infectious disease”** is mainly mentioned by citizens in Malta, **“the proliferation of nuclear weapons”** especially by Greeks and Cypriots and **“the increasing world population”** by Dutch respondents in particular.

OE1T In your opinion, which of the following do you consider to be the most serious problem currently facing the world as a whole? Firstly? Any others?

	Poverty, lack of food and drinking water	Global warming / climate change	International terrorism	Armed conflicts	A major global economic downturn	The spread of an infectious disease	The proliferation of nuclear weapons	The increasing world population	DK
EU27	68%	62%	53%	38%	24%	23%	23%	19%	3%
BE	74%	61%	54%	40%	26%	21%	22%	23%	1%
BG	60%	52%	70%	44%	27%	18%	23%	7%	5%
CZ	48%	45%	56%	40%	16%	31%	28%	11%	2%
DK	74%	71%	59%	39%	21%	22%	22%	27%	2%
DE	76%	71%	56%	40%	31%	26%	24%	29%	0%
EE	52%	58%	50%	48%	22%	32%	22%	19%	3%
EL	86%	90%	32%	35%	38%	18%	46%	12%	0%
ES	70%	61%	64%	44%	20%	9%	19%	9%	4%
FR	79%	71%	42%	30%	20%	22%	27%	21%	1%
IE	61%	63%	44%	29%	43%	33%	26%	21%	5%
IT	65%	47%	50%	29%	22%	28%	21%	9%	4%
CY	90%	92%	41%	35%	19%	32%	39%	20%	1%
LV	51%	66%	49%	44%	26%	26%	16%	10%	3%
LT	42%	58%	48%	43%	34%	30%	27%	9%	5%
LU	83%	69%	52%	35%	16%	26%	30%	30%	1%
HU	74%	71%	37%	28%	35%	31%	24%	29%	2%
MT	53%	64%	62%	19%	11%	40%	17%	15%	2%
NL	82%	66%	54%	53%	12%	20%	16%	36%	0%
AT	64%	69%	54%	42%	31%	25%	30%	26%	3%
PL	55%	50%	51%	46%	11%	31%	24%	7%	4%
PT	73%	47%	42%	33%	32%	23%	13%	8%	5%
RO	59%	60%	54%	39%	32%	24%	24%	12%	7%
SI	79%	80%	45%	33%	27%	26%	24%	19%	1%
SK	66%	66%	60%	54%	23%	28%	28%	16%	1%
FI	71%	73%	45%	33%	26%	31%	27%	31%	0%
SE	80%	74%	38%	40%	10%	28%	23%	31%	0%
UK	53%	57%	60%	36%	24%	21%	15%	29%	3%
CY (tcc)*	48%	64%	48%	34%	28%	17%	23%	20%	1%
HR	80%	54%	54%	54%	23%	22%	29%	7%	2%
TR	63%	60%	49%	45%	16%	10%	35%	16%	5%
MK	72%	59%	51%	44%	31%	32%	34%	7%	1%

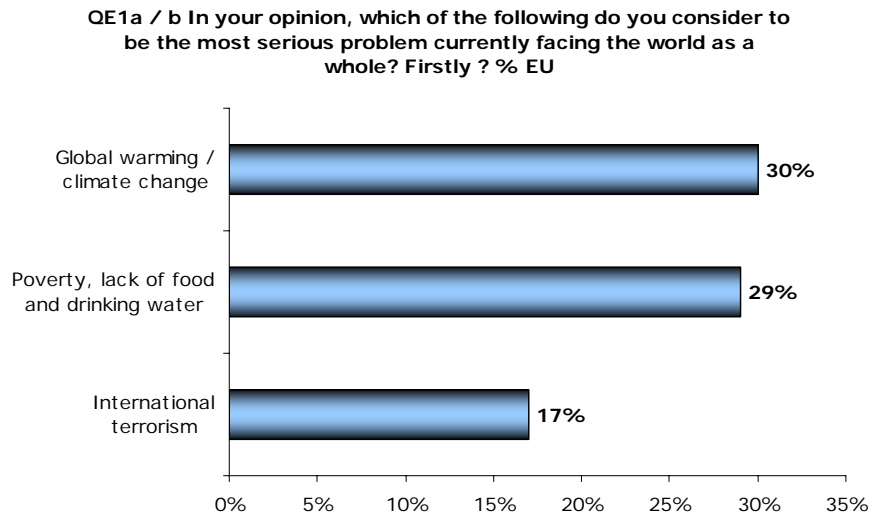
Highest score per item

XX highest score per country

* Area not controlled by the government of the Republic of Cyprus

1.1.2 The most serious problem in the world

Considering only respondents' *first* answer makes "**global warming / climate change**" **top the list of serious problems** in the world, next to the issue of "poverty, lack of food and drinking water".



Cypriot, Slovenian and Greek respondents are particularly likely to think that "global warming / climate change" is *the most* important problem that our world currently faces.

We now return to the analysis of *all* answers given by the respondents (first *and* other answers). When taking into account different socio-demographic variables it appears that:

- ✓ **Men** more frequently consider "global warming / climate change" to be a serious problem than women. In their turn, women are slightly more inclined than men to see "poverty and the lack of food and drinking water" as one of the most serious problems.
- ✓ **Young respondents** generally tend to show a high level of sensitivity to environmental issues. People aged 15 to 24 years are more inclined to think that "global warming / climate change" is a serious problem than older respondents (67 % compared to 56 %). The frequency with which this problem is mentioned, in fact, increases as age levels fall. A reverse pattern can be observed for the issue of "international terrorism".
- ✓ **Respondents who studied until they reached the age of 20 or beyond** are considerably more likely to find "global warming / climate change" a serious problem than those who finished their studies at an age of 15 or before. This pattern also exists for items like poverty, armed conflicts, economic downturn, proliferation of nuclear weapons and increasing world population. International terrorism and the spread of an infectious disease, however, are more frequently mentioned by those who finished their studies earlier.
- ✓ **Those who position themselves at the left end of the political scale** appear to mention "global warming / climate change" considerably more often than respondents at the right end of the scale. A similar tendency can be observed for the issue of poverty. On the other hand, "international terrorism" is cited more often by respondents on the right side of the political spectrum than by those on the left.
- ✓ "Global warming / climate change" is mentioned most frequently by **managers and students** and, conversely, the least by house persons and retired people. These figures reflect the differences in respondents' educational and age levels.

The issue of "climate change / global warming" appears to be the most or second most important problem across all socio-demographic categories.

QE1 In your opinion, which of the following do you consider to be the most serious problem currently facing the world as a whole? Firstly? Any others?

	Poverty, lack of food and drinking water	Global warming/ climate change	International terrorism
EU27	68%	62%	53%
Sex			
Male	66%	64%	53%
Female	69%	60%	53%
Age			
15-24	69%	67%	50%
25-39	66%	65%	51%
40-54	69%	63%	52%
55 +	67%	56%	55%
Education (End of)			
15-	67%	53%	56%
16-19	66%	63%	54%
20+	70%	67%	50%
Still Studying	70%	69%	49%
Left-Right scale			
(1-4) Left	73%	66%	49%
(5-6) Centre	68%	64%	54%
(7-10) Right	66%	60%	57%
Respondent occupation scale			
Self-employed	69%	63%	51%
Managers	70%	68%	50%
Other white collars	67%	62%	51%
Manual workers	65%	65%	54%
House persons	69%	54%	52%
Unemployed	68%	63%	54%
Retired	67%	56%	55%
Students	70%	69%	49%

The extent to which respondents feel informed about certain topics related to climate change, i.e. their *subjective* level of information, appears to be of crucial influence on their perception of "global warming / climate change" (for more information about respondents' self-perceived levels of information about the topic, see chapter 2). Those who say that they feel informed about the issue are significantly more inclined to think that "global warming / climate change" is one of the most serious problems our world faces today.

QE1 In your opinion, which of the following do you consider to be the most serious problem currently facing the world as a whole? Firstly? Any others?

	Global warming/climate change
EU27	62%
Level of information about the causes of climate change	
Informed	70%
Not informed	53%
Level of information about the consequences of climate change	
Informed	69%
Not informed	53%
Level of information about ways to fight climate change	
Informed	68%
Not informed	56%
Perception of climate change	
Not a serious problem	22%
A fairly serious problem	38%
A very serious problem	73%

1.2 Assessing the seriousness of the issue

- A vast majority of Europeans think that global warming / climate change is a very serious issue -

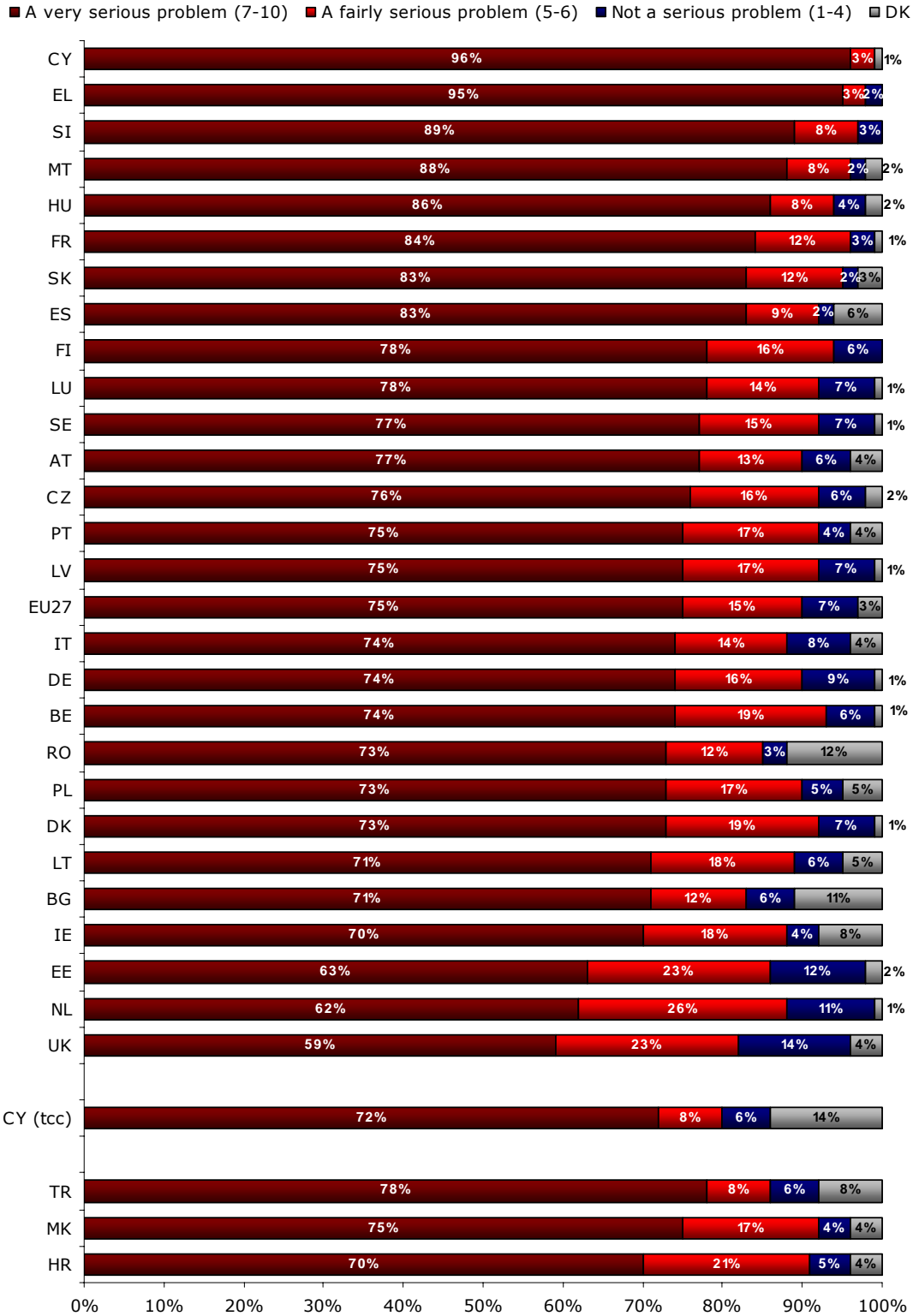
The respondents were invited to assess the level of seriousness of global warming / climate change on a scale from 1 to 10. Three-quarters of Europeans think that "global warming / climate change" is a **very serious problem**, while only 15% find it a fairly serious problem and 7% do not think that it is a serious problem⁹.

The Cypriots and Greeks are particularly likely to feel that "global warming / climate change" is a **very serious** problem, with more than nine in ten respondents confirming this. Results are also well above the EU average in Slovenia and Malta, where nearly nine in ten respondents find this issue very serious.

The proportions of citizens holding the opposite opinion i.e. that "global warming / climate change" is **not a very serious** issue, reach their highest levels in the United Kingdom, Estonia and the Netherlands. More than one in ten citizens in these countries say that they do not think that climate change is a serious problem

⁹ A score between 7 and 10 is categorised as "very serious", between 5 and 6 "fairly serious" and between 1 and 4 "not a serious problem"

QE2T And how serious a problem do you think global warming / climate change is at this moment? Please use a scale from 1 to 10, 1 would mean that it is not a serious problem at all and 10 would mean that it is extremely serious.



From a **socio-demographic point of view**, it appears that those who consider "global warming / climate change" to be a very serious problem are mainly respondents who:

- ✓ are between 25 and 54 years old
- ✓ studied until the age of 20 or longer
- ✓ are managers, students or white-collar workers
- ✓ feel informed about the causes and consequences of climate change and the ways to combat it

There are no significant variations between genders. The group that does not think that "global warming / climate change" is a serious problem appears to be relatively homogenous in socio-demographic terms.

QE2T And how serious a problem do you think global warming / climate change is at this moment? Please use a scale from 1 to 10, 1 would mean that it is not a serious problem at all and 10 would mean that it is extremely serious.

	Not a serious problem (1-4)	A fairly serious problem (5-6)	A very serious problem (7-10)	DK
EU27	7%	15%	75%	3%
Sex				
Male	8%	16%	74%	2%
Female	6%	15%	75%	4%
Age				
15-24	7%	15%	75%	3%
25-39	6%	14%	77%	3%
40-54	6%	15%	77%	2%
55 +	8%	16%	71%	5%
Education (End of)				
15-	7%	16%	71%	6%
16-19	7%	16%	75%	2%
20+	6%	14%	79%	1%
Still Studying	6%	13%	78%	3%
Left-Right scale				
(1-4) Left	6%	12%	80%	2%
(5-6) Centre	7%	18%	73%	2%
(7-10) Right	8%	16%	74%	2%
Respondent occupation scale				
Self-employed	8%	16%	74%	2%
Managers	9%	13%	77%	1%
Other white collars	5%	15%	78%	2%
Manual workers	7%	16%	75%	2%
House persons	7%	14%	74%	5%
Unemployed	8%	15%	73%	4%
Retired	7%	17%	71%	5%
Students	6%	13%	78%	3%
Level of information about the causes of climate change				
Informed	7%	13%	80%	-
Not informed	7%	18%	70%	5%
Level of information about the consequences of climate change				
Informed	7%	13%	80%	-
Not informed	6%	18%	70%	6%
Level of information about ways to fight climate change				
Informed	7%	14%	79%	-
Not informed	6%	17%	72%	5%

1.3 Global warming or climate change – a matter of terminology?

- No major impact of terminology at EU level -

In order to measure the impact of the terminological differences between "climate change" and "global warming", the poll has been divided into two groups: for one part of the sample ("Split A") the term *global warming* was used for the first two questions, while *climate change* was used when interviewing the other half of the sample ("Split B").

As mentioned, this methodology was used for the first two questions: In QE1¹⁰, the terminology was put in the broader context of different items, while in QE2¹¹, the focus was directly on global warming / climate change

The overall results show that **the terminology has no significant impact on peoples' perceptions. Climate change and global warming seem to be seen as equally serious problems** by respondents at EU level¹².

¹⁰ QE1a / b In your opinion, which of the following do you consider to be the most serious problem currently facing the world as a whole?

¹¹ QE2 How serious a problem do you think global warming / climate change is at this moment? Please use a scale from 1 to 10, 1 would mean that it is not a serious problem at all and 10 would mean that it is extremely serious.

¹² With one exception: fewer respondents in the Turkish Cypriot Community consider climate change (35%) than global warming (56%) to be the most serious problem facing the world.

1.3.1. Impact of terminology on the estimated degree of seriousness of climate change

This is especially well illustrated when looking at QE2 (see table below). The average ratings of "seriousness" given for *global warming*, on the one hand, and *climate change*, on the other hand are nearly identical at country level. There are no countries where the difference between the two averages exceeds 0.4 points.

QE2 And how serious a problem do you think ... is at this moment? Please use a scale from 1 to 10, 1 would mean that it is not a serious problem at all and 10 would mean that it is extremely serious.

	Global warming (Split A)					Climate change (Split B)					Diff. Average "global warming" - Average "climate change"
	Not a serious problem (1-4)	A fairly serious problem (5-6)	A very serious problem (7-10)	DK	Average	Not a serious problem (1-4)	A fairly serious problem (5-6)	A very serious problem (7-10)	DK	Average	
EU27	7%	15%	74%	4%	7,9	7%	16%	74%	3%	7,8	0,1
BE	6%	19%	75%	-	7,7	7%	19%	73%	1%	7,6	0,1
BG	5%	12%	70%	13%	8,0	7%	12%	73%	8%	8,0	0,0
CZ	8%	15%	75%	2%	7,9	4%	17%	77%	2%	8,1	-0,2
DK	7%	20%	71%	2%	7,6	7%	17%	75%	1%	7,7	-0,1
DE	8%	16%	74%	2%	7,9	9%	17%	73%	1%	7,6	0,3
EE	11%	25%	61%	3%	7,3	13%	21%	65%	1%	7,2	0,1
EL	1%	2%	97%	-	9,1	3%	4%	93%	-	9,0	0,1
ES	2%	9%	82%	7%	8,3	2%	8%	85%	5%	8,3	0,0
FR	4%	13%	82%	1%	8,2	3%	12%	85%	-	8,3	-0,1
IE	3%	18%	69%	10%	7,7	5%	18%	70%	7%	7,6	0,1
IT	9%	13%	73%	5%	7,8	8%	15%	74%	3%	7,8	0,0
CY	1%	2%	96%	1%	9,4	-	5%	95%	-	9,4	0,0
LV	7%	16%	75%	2%	7,8	6%	17%	76%	1%	7,9	-0,1
LT	8%	17%	69%	6%	7,8	4%	19%	74%	3%	8,0	-0,2
LU	8%	15%	77%	-	8,0	6%	13%	80%	1%	8,1	-0,1
HU	4%	7%	87%	2%	8,5	4%	10%	85%	1%	8,4	0,1
MT	2%	8%	88%	2%	8,7	1%	8%	88%	3%	8,7	0,0
NL	11%	30%	58%	1%	6,8	12%	22%	66%	-	6,9	-0,1
AT	5%	13%	79%	3%	7,9	6%	14%	76%	4%	8,0	-0,1
PL	6%	15%	74%	5%	7,9	5%	19%	72%	4%	7,9	0,0
PT	4%	16%	76%	4%	7,9	4%	19%	74%	3%	7,8	0,1
RO	3%	13%	72%	12%	8,2	2%	12%	74%	12%	8,3	-0,1
SI	3%	8%	89%	-	8,9	4%	8%	88%	-	8,7	0,2
SK	4%	13%	80%	3%	8,0	1%	11%	85%	3%	8,2	-0,2
FI	8%	16%	76%	-	7,5	5%	16%	79%	-	7,7	-0,2
SE	9%	15%	75%	1%	7,7	6%	16%	78%	-	7,8	-0,1
UK	12%	22%	62%	4%	7,2	16%	24%	57%	3%	6,8	0,4
CY (tcc)	6%	6%	69%	19%	8,3	7%	11%	74%	8%	8,3	0,0
HR	5%	21%	70%	4%	7,5	5%	22%	70%	3%	7,6	-0,1
TR	5%	9%	78%	8%	8,6	8%	8%	77%	7%	8,4	0,2
MK	4%	15%	77%	4%	8,1	4%	20%	73%	3%	8,1	0,0

XX Highest score per item

1.3.2. Impact of terminology on what is considered to be the most serious problems

Turning to the question concerning the seriousness of global warming / climate change *in relation to other items* (QE1), we see that the impact of the wording globally remains insignificant at EU level. **At country level, we do however see some divergences.** When the phenomenon was described as *climate change*, we for instance see that respondents in Sweden, Spain and Estonia were more likely to consider it being one of the most serious problems in the world than when it was spelled out as *global warming*. The test appears to have a reverse effect among respondents in Luxembourg and France, who would rather see *global warming* in the top two of serious problems, than *climate change*.

When looking at the position of *global warming* and *climate change* in relation to the other items, we see that the ranking of the items turns out to be affected in a few countries: *climate change* ranks first among all items in Germany, Estonia, Austria, Slovakia and Finland, while *global warming* ranks second after poverty. Conversely, *global warming* is considered the most serious issue in Romania, while *climate change* comes only second, after poverty.

Despite those differences at country level, the results above all show that **citizens in nearly all countries polled consider the phenomenon of global warming / climate change to be one of the most serious problems our world is facing, irrespective of the terminology used to describe it¹³**

QE1a / b In your opinion, which of the following do you consider to be the most serious problem currently facing the world as a whole? Firstly? Any others?

	Global warming (Split A)	Climate change (Split B)	Difference Split A - Split B
EU27	61%	62%	-1
SE	69%	80%	-11
ES	57%	67%	-10
EE	54%	62%	-8
SK	63%	69%	-6
DK	69%	74%	-5
DE	69%	74%	-5
NL	63%	68%	-5
LT	56%	61%	-5
AT	66%	71%	-5
CY	90%	94%	-4
IE	61%	64%	-3
PT	46%	49%	-3
CZ	44%	46%	-2
MT	63%	65%	-2
BG	51%	52%	-1
EL	89%	90%	-1
FI	73%	74%	-1
UK	56%	57%	-1
LV	66%	66%	0
PL	51%	50%	+1
HU	72%	70%	+2
SI	81%	79%	+2
IT	48%	45%	+3
BE	62%	59%	+3
RO	62%	58%	+4
FR	74%	67%	+7
LU	73%	65%	+8
CY (tcc)	75%	53%	+22
HR	54%	55%	-1
MK	60%	57%	+3
TR	62%	58%	+4

¹³ It also validates the choice of the term *climate change* throughout the rest of the survey.

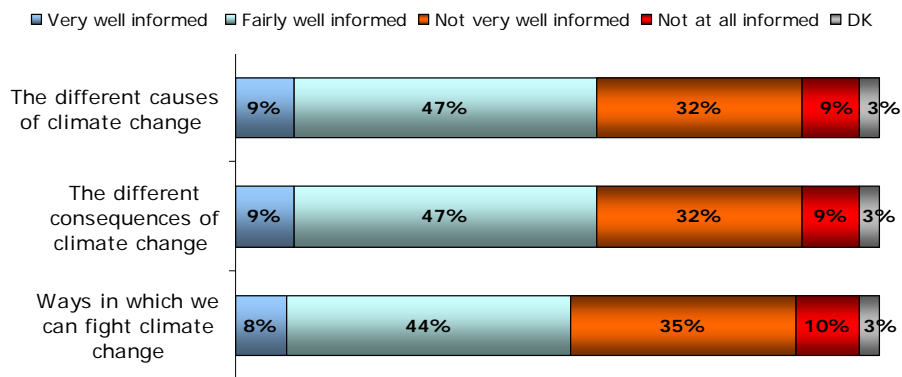
2. Level of information about climate change

- More than half of Europeans feel informed about climate change -

More than half of Europeans feel **very well or fairly well informed** about different aspects of climate change; 56% confirm that they are well informed about both the *causes* and the *consequences* of climate change, whereas 52% report that they feel informed about the ways of fighting it.

However, for all three aspects of climate change, more than four in ten respondents do not feel **very well informed or not at all informed**. Around one in ten respondents confirms that they are not at all informed.

QE3 Personally, do you think that you are well informed or not about...?
-%EU

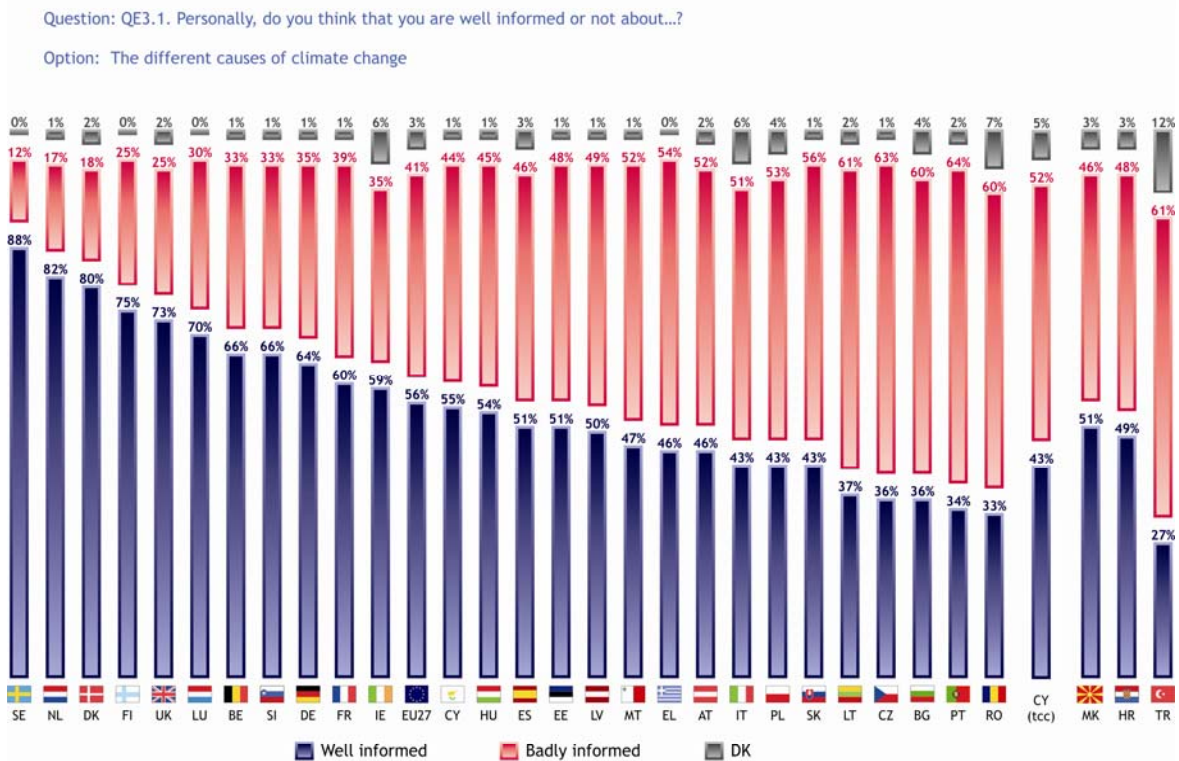
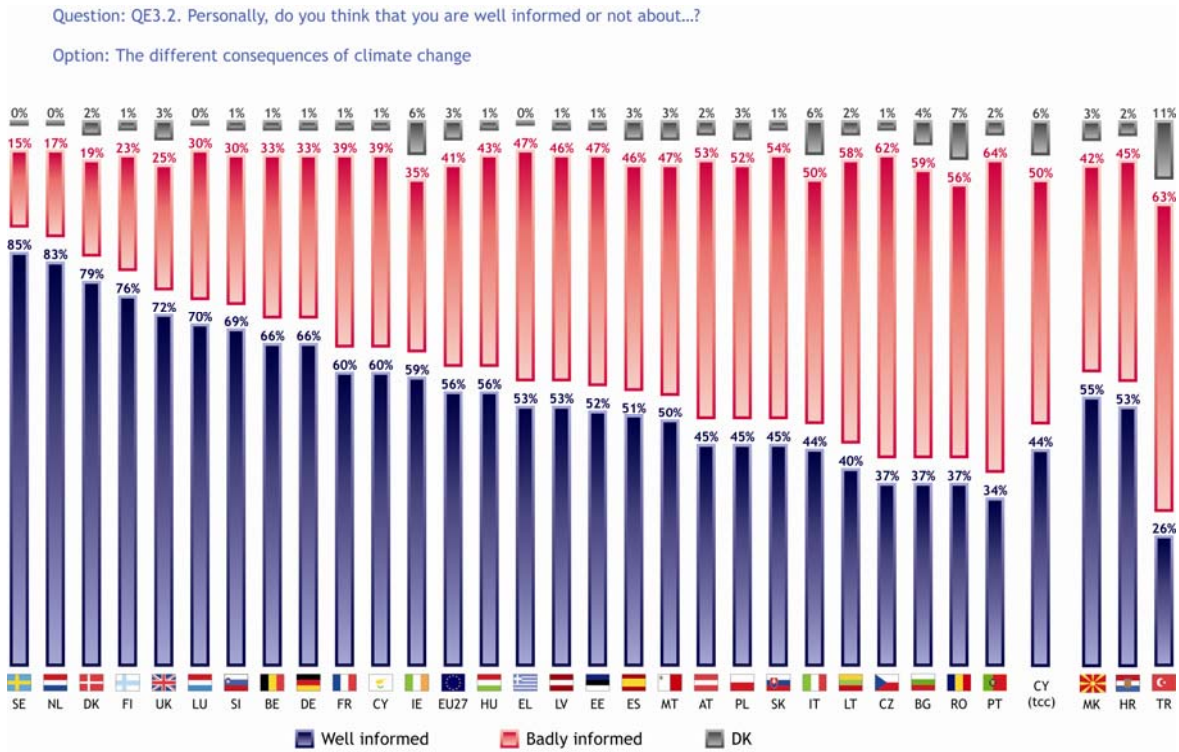


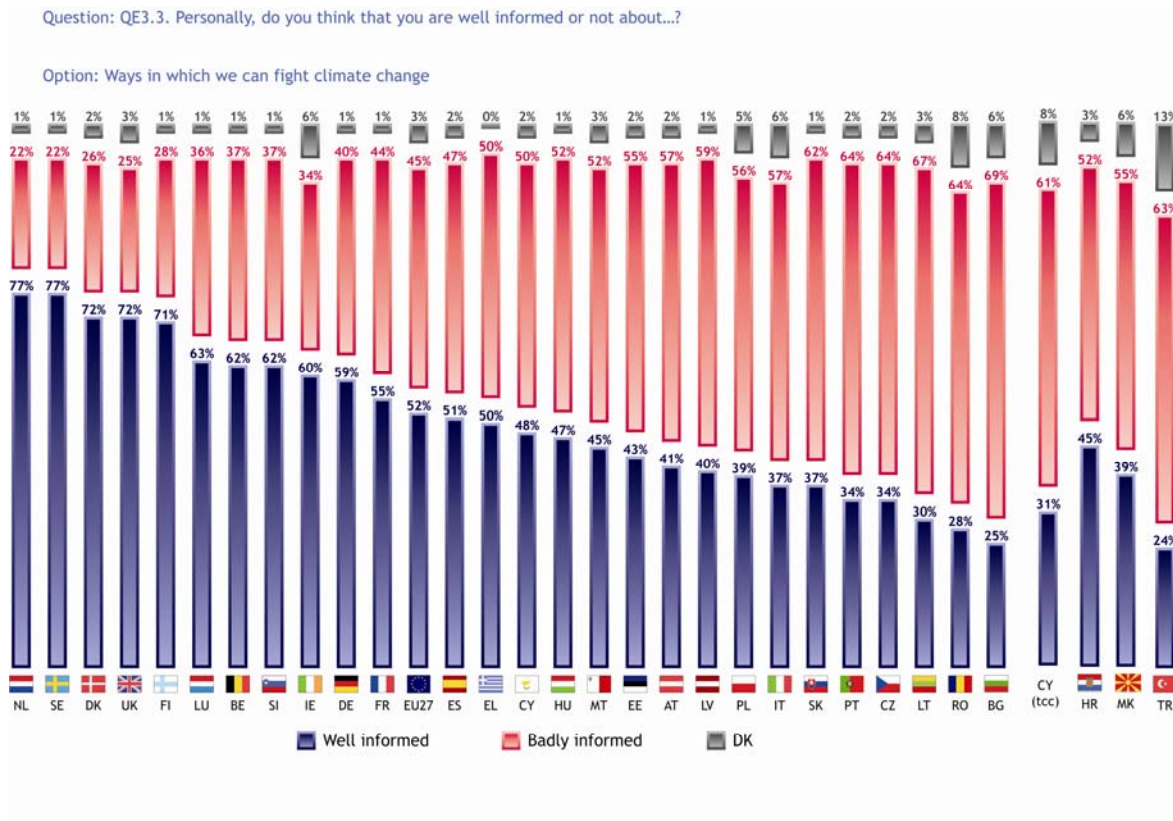
The results show that there is a correlation between the three different items

Citizens from the Nordic countries (Sweden, Finland and Denmark) and the Netherlands feel the **best informed** about issues related to climate change. At least three-quarters of respondents in those countries feel informed about the causes and the consequences of climate change and at least seven in ten feel knowledgeable about the ways in which climate change can be fought. Citizens' perceived level of information about these subjects, moreover, also appears to be relatively high in the United Kingdom and Luxembourg.

The **lowest levels of (subjective) information** can be found among Bulgarians, Romanians, Portuguese, Lithuanians and Czechs as well as Turks. In fact more than six in ten respondents in these countries typify themselves as poorly informed about the *causes*, and *ways of fighting* climate change.

Citizens' self-perceived information levels are below the EU average in the European Union's twelve newest Member States (except for Slovenia) and in the Mediterranean countries polled.





From a **socio-demographic** point of view we see that:

- ✓ **Men** feel better informed than women about the causes of climate change, its consequences and the ways it could be combated.
- ✓ **The group of older respondents** (aged 55+) feels significantly less informed than its younger counterparts about these issues.
- ✓ The self-perceived level of information among respondents **increases along with their levels of education**.
- ✓ **Managers** feel the best informed about these issues while retired and unemployed people feel the least informed. This reflects our findings for respondents' education and age; managers usually have a relatively long education and, thus, more frequently feel well-informed, while retired people partially represent the highest age group and, therefore, more frequently feel ill-informed.
- ✓ Respondents' place of residence has an influence on their subjective information levels; respondents in rural areas more frequently feel poorly informed about climate change than those living in large towns. These findings are, again, connected to respondents' age and educational levels.
- ✓ People who think that climate change is a **very serious problem** feel better informed about its different *causes* and *consequences* than those who do not consider it to be a serious problem. Those who regard climate change as a *fairly* serious problem feel the least informed about all issues related to climate change (its causes, consequences and the ways to fight it).

QE3 Personally, do you think that you are well informed or not about...?

	The different causes of climate change			The different consequences of climate change			Ways in which we can fight climate change		
	Total "Well informed"	Total "Badly informed"	DK	Total "Well informed"	Total "Badly informed"	DK	Total "Well informed"	Total "Badly informed"	DK
EU27	56%	41%	3%	56%	41%	3%	52%	45%	3%
Sex									
Male	60%	38%	2%	62%	36%	2%	56%	42%	2%
Female	52%	45%	3%	52%	45%	3%	48%	49%	3%
Age									
15-24	58%	40%	2%	60%	38%	2%	54%	44%	2%
25-39	59%	39%	2%	60%	38%	2%	55%	42%	3%
40-54	60%	38%	2%	60%	38%	2%	57%	41%	2%
55 +	50%	47%	3%	51%	46%	3%	46%	50%	4%
Education (End of)									
15-	41%	55%	4%	42%	54%	4%	37%	59%	4%
16-19	56%	42%	2%	56%	42%	2%	52%	45%	3%
20+	72%	27%	1%	72%	27%	1%	67%	31%	2%
Still Studying	63%	35%	2%	65%	33%	2%	57%	40%	3%
Respondent occupation scale									
Self-employed	59%	39%	2%	59%	38%	3%	56%	41%	3%
Managers	75%	24%	1%	75%	24%	1%	69%	30%	1%
Other white collars	59%	38%	3%	61%	37%	2%	56%	42%	2%
Manual workers	56%	42%	2%	57%	41%	2%	52%	45%	3%
House persons	43%	53%	4%	44%	52%	4%	41%	54%	5%
Unemployed	50%	48%	2%	51%	47%	2%	47%	50%	3%
Retired	49%	48%	3%	51%	46%	3%	46%	51%	3%
Students	63%	35%	2%	65%	33%	2%	57%	40%	3%
Subjective urbanisation									
Rural village	54%	44%	2%	55%	43%	2%	51%	46%	3%
Small/ mid size town	56%	41%	3%	55%	42%	3%	51%	46%	3%
Large town	59%	39%	2%	62%	36%	2%	56%	41%	3%
Perception of climate change									
Not a serious problem	54%	42%	4%	56%	39%	5%	54%	40%	6%
A fairly serious problem	49%	48%	3%	49%	48%	3%	47%	50%	3%
A very serious problem	60%	39%	1%	61%	38%	1%	55%	44%	1%

3. Combating climate change

3.1 Attitudes towards climate change and ways of fighting it

- Climate change is seen as a serious problem which, however, can be solved -

The respondents were invited to give their opinion on a number of statements linked to the problem of climate change.¹⁴ Their attitudes can be summarised as follows: the issue of climate change is serious but the process is not unstoppable.

Nearly two-thirds of Europeans (65%) do not think that the **seriousness of climate change has been exaggerated**, but they are nevertheless predominantly optimistic and widely disagree (60%) with the statement that the process of climate change is **unstoppable**.

However, just under a third of Europeans (31%) are rather pessimistic and believe that climate change is an unstoppable process. Around a quarter (26%) think that the seriousness of climate change has been exaggerated.

According to a wide majority of Europeans (70%), **alternative fuels**¹⁵ should be used to reduce greenhouse gas emissions. 56% believe that fighting climate change can have a **positive effect on the European economy**.

As far as the causes of climate change are concerned, a majority of citizens (55%) disagree with the statement that **CO₂ emissions have only a marginal impact** on climate change. It is however noteworthy that a relatively high proportion of respondents have no opinion on these last two matters (20% and 15% respectively).

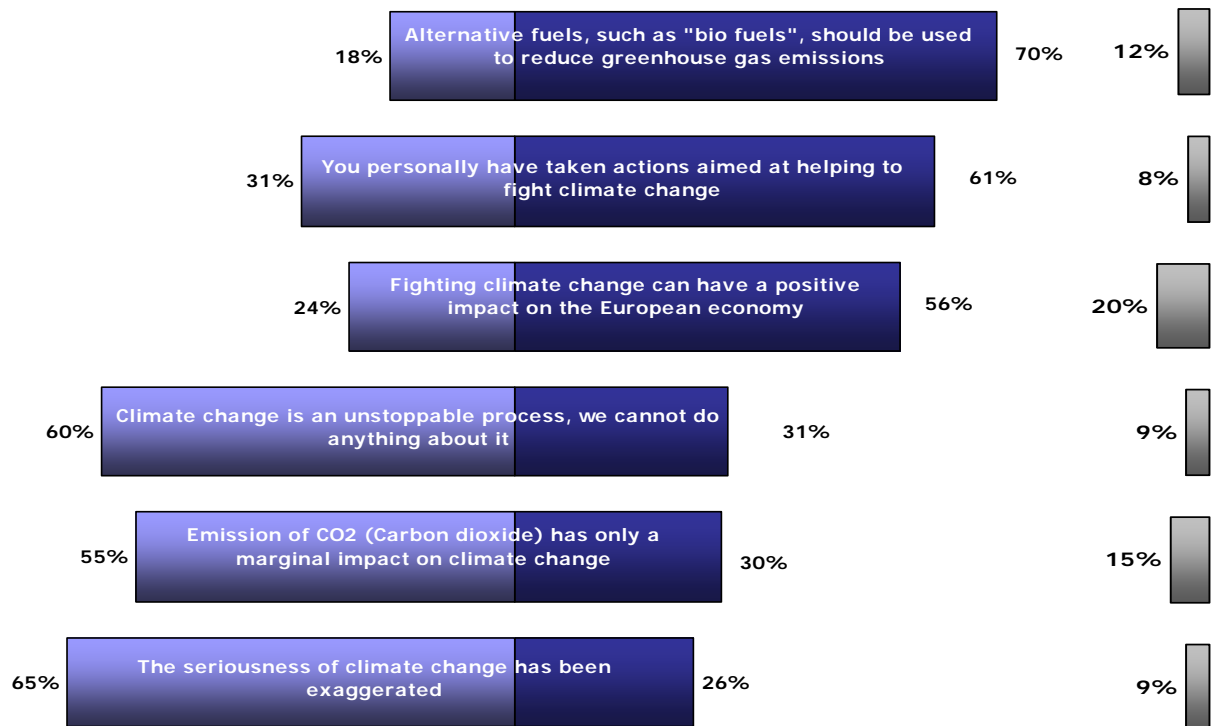
Turning to **citizens' personal contribution** to the fight against climate change, we see that a clear majority (61%) confirm that they have taken some kind of action in this cause.

¹⁴ QE5.1 For each of the following statements, please tell me whether you totally agree, tend to agree, tend to disagree or totally disagree...? Climate change is an unstoppable process, we cannot do anything about it; The seriousness of climate change has been exaggerated; Emission of CO₂ (Carbon dioxide) has only a marginal impact on climate change; Fighting climate change can have a positive impact on the European economy; Alternative fuels, such as "bio fuels", should be used to reduce greenhouse gas emissions; You personally have taken actions aimed at helping to fight climate change

¹⁵ N.B. It needs to be taken into account, however, that the fieldwork of this survey took place before the public debate around alternative (bio) fuels and their impact on food prices intensified.
Fieldwork dates: March 25th – May 4th 2008

QE5 For each of the following statements, please tell me whether you totally agree, tend to agree, tend to disagree or totally disagree...? - % EU27

- DK
- Disagree
- Agree

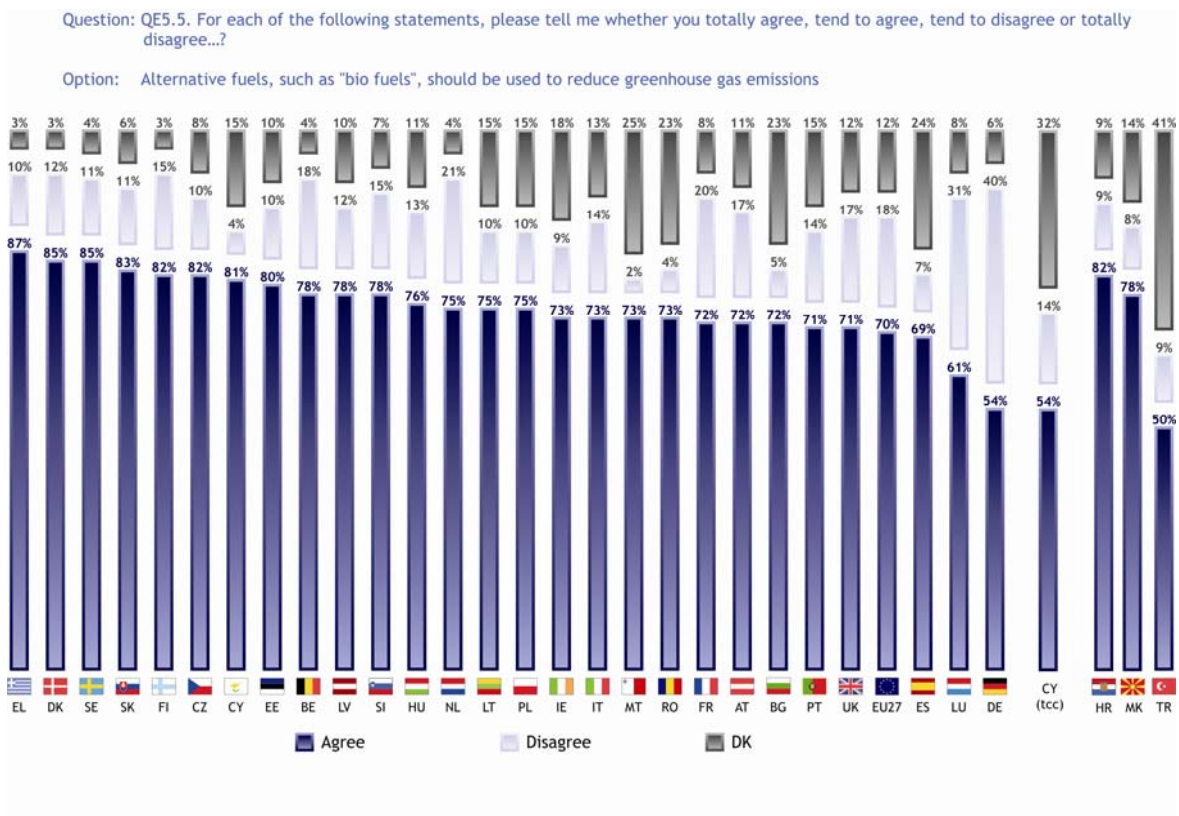


3.1.1 Alternative fuels

On average, seven in ten Europeans think that alternative fuels should be used to reduce greenhouse gases, 18% disagree with this and 12% say that they do not know. The results **at country level** are relatively homogenous. Absolute majorities in all countries polled, in fact, agree with this (except for Turkey where only 50% agree)¹⁶.

The **strongest belief in the usage of alternative fuels** is found in Greece, Denmark and Sweden, but in Slovakia, Finland, the Czech Republic and Cyprus too, more than eight in ten citizens feel that fuels of this type should be used to reduce greenhouse gases. A very different situation exists in Germany and Luxembourg, where relatively large proportions of respondents **disagree that such fuels should be used for this purpose** (40% and 31% respectively).

It also seems that respondents in some countries are not familiar enough with the topic to give their opinion. Large proportions of respondents in Malta (25%), Spain (24%), Romania and Bulgaria (both 23%)¹⁷, as well as in Turkey (41%) give a "don't know" reply to this question.



¹⁶ "It needs to be taken into account, however, that the fieldwork of this survey took place before the public debate around alternative (bio) fuels and their impact on food prices intensified.




¹⁷ Turkish Cypriot Community = 32%

The analysis of the results by **socio-demographic variables** reveals:

- ✓ **Women** are more likely than men *not to have an opinion* about the usage of alternative fuels to reduce greenhouse gas emissions. This leads to higher proportions of men both agreeing *and* disagreeing that such fuels should be used for this purpose.
- ✓ Most inclined to agree that alternative fuels should be used to reduce greenhouse gas emissions are respondents in the lowest two **age** groups (aged 15-39 years). Respondents who are 55 years and older are most inclined to disagree with this. They also, considerably more frequently than respondents in other age groups, have no opinion regarding this topic.
- ✓ As a result of varying "don't know" rates, there are important differences between **educational categories**. It appears that respondents with the longest education are more inclined to both agree *and* disagree that alternative fuels should be used to reduce greenhouse gas emissions.
- ✓ Respondents who feel **informed about the causes and consequences of climate change** and the ways to fight it are significantly more likely than those who feel poorly informed about these issues to agree with the statement. This is however clearly due to the much higher rate of "don't know" replies among respondents in the latter group.
- ✓ Those who think that climate change is a very serious problem are considerably more likely to think that alternative fuels should be used to reduce greenhouse gas emissions than those who feel that climate change is not a serious problem.

QE5.5 For each of the following statements, please tell me whether you totally agree, tend to agree, tend to disagree or totally disagree...?

Alternative fuels, such as "bio fuels", should be used to reduce greenhouse gas emissions

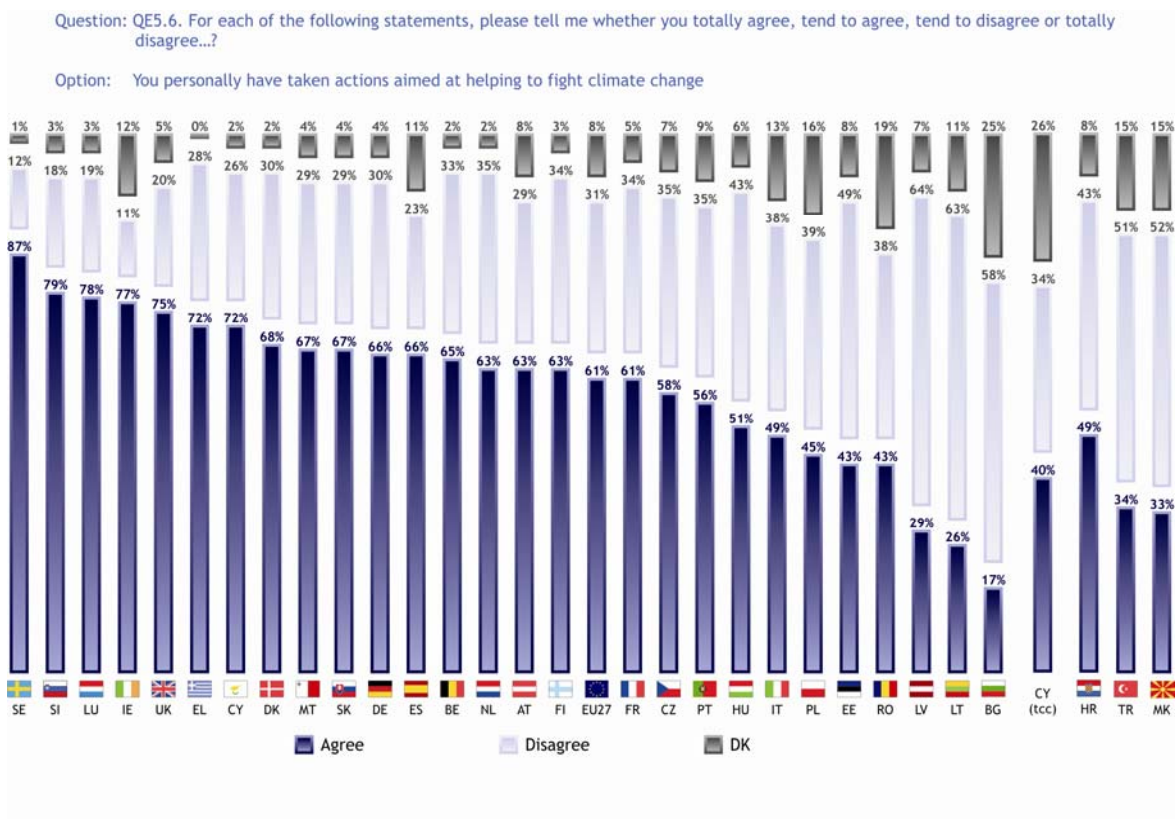
	Total "Agree"	Total "Disagree"	DK
EU27	70%	18%	12%
 Sex			
Male	72%	20%	8%
Female	69%	16%	15%
 Age			
15-24	77%	12%	11%
25-39	76%	16%	8%
40-54	72%	19%	9%
55 +	62%	21%	17%
 Education (End of)			
15-	61%	18%	21%
16-19	73%	17%	10%
20+	74%	20%	6%
Still Studying	79%	11%	10%
Level of information about the causes of climate change			
Informed	76%	19%	5%
Not informed	65%	17%	18%
Level of information about the consequences of climate change			
Informed	77%	18%	5%
Not informed	65%	16%	19%
Level of information about ways to fight climate change			
Informed	76%	19%	5%
Not informed	66%	17%	17%
Perception of climate change			
Not a serious problem	51%	39%	10%
A fairly serious problem	63%	24%	13%
A very serious problem	76%	15%	9%

3.1.2 Personal action taken to fight climate change

Around six in ten Europeans (61%) confirm that they have taken personal measures to fight climate change, while just under a third (31%) says that they did not.

At country level the largest proportion of those who have personally taken action aimed at helping to fight climate change can be found in Sweden (87%). Slovenia, Luxembourg and Ireland also have large proportions of people who have taken action. Latvia and Lithuania are at the other end of the spectrum, with more than six in ten citizens saying that they took no personal action.

A quarter of Bulgarian and around a fifth (19%) of Romanian respondents state that they do not know whether they have taken actions aimed at helping to fight climate change¹⁸. This is above the EU average of 8% and can be linked to the high proportions of respondents in these countries who do not know how to fight climate change (see chapter 4.4 below for more information).



18 Level of "don't know" replies in Turkish Cypriot Community = 26%

Analysis by socio-demographic variables reveals that:

- ✓ An increase of respondents' **age** increases the likelihood that they have taken personal action. The results for the highest age bracket, however, do not follow this pattern.
- ✓ "Taking personal action" is significantly more common among respondents with a longer **education** (ending at the age of 20+) than among those who ended their educational career at a relatively early age. Those who finished school at 15 or younger are much more inclined to give a "don't know" reply than respondents in other educational categories.
- ✓ Actions aimed at helping to fight climate change were more frequently taken by respondents who position themselves to the left of the **political scale** than by those who describe themselves as politically "right-wing".
- ✓ Among **occupational groups**, managers most often confirm that they have personally taken action aimed at helping to fight climate change. Unemployed people are most likely to disagree with this.
- ✓ "Taking action" to fight climate change is much more widespread among respondents who feel **well-informed about climate change** (its causes, consequences and the ways to fight it) than among those who feel poorly informed about these issues.
- ✓ Those who think that climate change is a very serious problem are considerably more likely to have taken personal action aimed at fighting climate change than those who disagree.

QE5.6 For each of the following statements, please tell me whether you totally agree, tend to agree, tend to disagree or totally disagree...?

You personally have taken actions aimed at helping to fight climate change

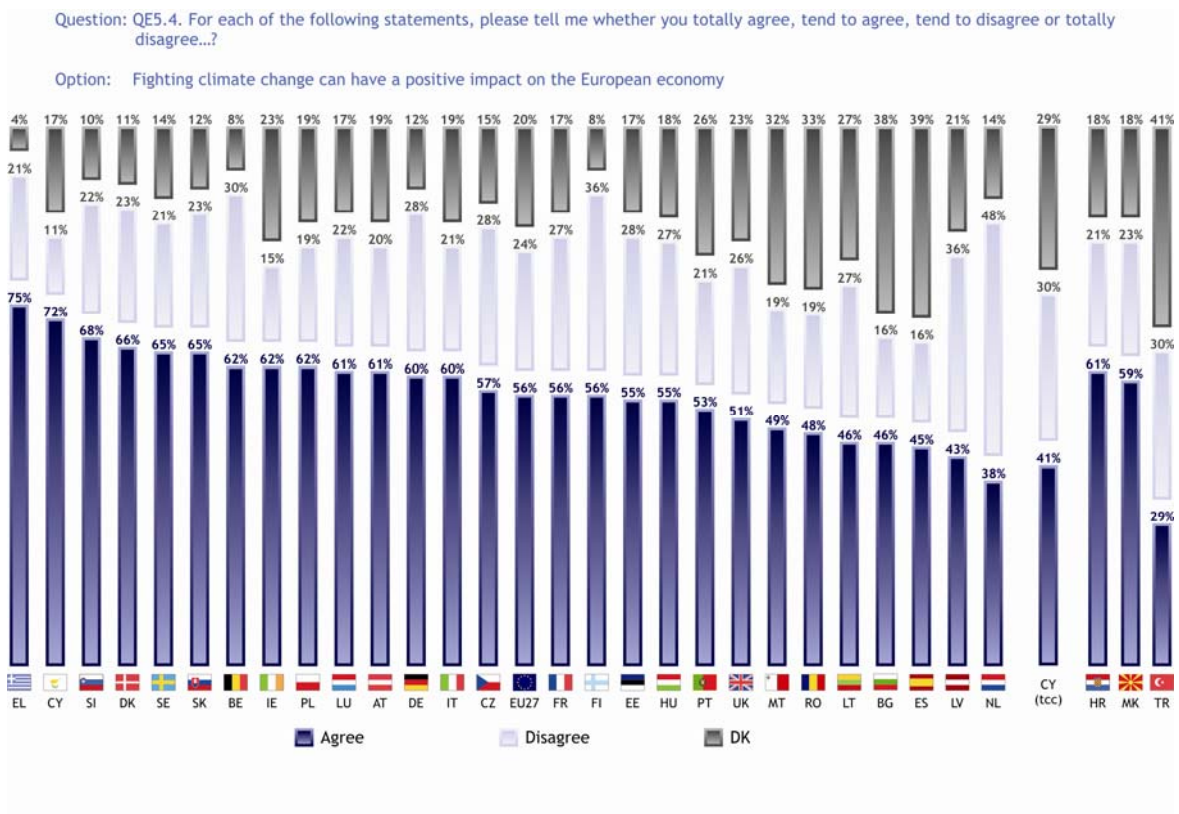
	Total "Agree"	Total "Disagree"	DK
EU27	61%	31%	8%
Age			
15-24	52%	40%	8%
25-39	62%	32%	6%
40-54	65%	28%	7%
55 +	59%	30%	11%
Education (End of)			
15-	54%	33%	13%
16-19	60%	33%	7%
20+	71%	25%	4%
Still Studying	56%	37%	7%
Left-Right scale			
(1-4) Left	66%	28%	6%
(5-6) Centre	65%	28%	7%
(7-10) Right	60%	33%	7%
Respondent occupation scale			
Self- employed	64%	30%	6%
Managers	74%	23%	3%
Other white collars	65%	29%	6%
Manual workers	60%	33%	7%
House persons	56%	31%	13%
Unemployed	51%	37%	12%
Retired	58%	31%	11%
Students	56%	37%	7%
Level of information about the causes of climate change			
Informed	73%	24%	3%
Not informed	46%	42%	12%
Level of information about the consequences of climate change			
Informed	72%	25%	3%
Not informed	46%	42%	12%
Level of information about ways to fight climate change			
Informed	75%	22%	3%
Not informed	46%	43%	11%
Perception of climate change			
Not a serious problem	50%	44%	6%
A fairly serious problem	52%	38%	10%
A very serious problem	65%	29%	6%

3.1.3 Impact on the European economy

More than half of Europeans (56%) think that fighting climate change can have a positive impact on the European economy, while nearly a quarter (24%) disagree and a fifth state that they do not know.

At country level, more than three quarters of Greek (75%) citizens and more than two thirds of Cypriot (72%) and Slovenian (68%) respondents think that fighting climate change could have a positive impact on the European economy. However, nearly half of respondents in the Netherlands (48%) and more than a third of those polled in Latvia and Finland (36%) disagree.

41% of Turks, 39% of Spaniards and 38% of Bulgarians say that they do not know whether fighting climate change would have a positive effect on the European economy.






Looking at the influence of **socio-demographic factors** on respondents' opinions, we see that:

- ✓ **Men** more often than **women** believe that fighting climate change can affect the European economy positively. Women are however less likely than men to have an opinion in this respect, which leads to a situation where men also tend to disagree to a greater extent than women.
- ✓ Agreement with the statement that fighting climate change has a positive effect on European economy rises along with respondents' levels of **education**. This can partially be explained by the high "don't know" rates among less educated people.
- ✓ The highest level of agreement is found among managers. The variations in terms of **occupational groupings** are clearly linked to the strong differences in the proportions of "don't know" replies between those groups.
- ✓ This is also the case for respondents' **subjective level of information**. Due to significant differences in the proportions of "don't know replies", those who feel well-informed about different aspects of climate change agree to a much stronger extent that European economy would be affected positively by fighting climate change than those who do not feel well informed about those issues.
- ✓ For a clear majority of those respondents **who consider climate change a very serious problem**, fighting climate change can have a positive impact on the European economy. A relative majority of respondents who do not think that climate change is a serious problem, conversely, disagree with this.

QE5.4 For each of the following statements, please tell me whether you totally agree, tend to agree, tend to disagree or totally disagree...?

Fighting climate change can have a positive impact on the European economy

	Total "Agree"	Total "Disagree"	DK
EU27	56%	24%	20%
 Sex			
Male	59%	26%	15%
Female	53%	23%	24%
 Education (End of)			
15-	48%	21%	31%
16-19	57%	25%	18%
20+	65%	24%	11%
Still Studying	57%	25%	18%
 Respondent occupation scale			
Self- employed	59%	25%	16%
Managers	65%	26%	9%
Other white collars	59%	26%	15%
Manual workers	56%	26%	18%
House persons	46%	23%	31%
Unemployed	54%	21%	25%
Retired	54%	21%	25%
Students	57%	25%	18%
Level of information about the causes of climate change			
Informed	64%	24%	12%
Not informed	47%	25%	28%
Level of information about the consequences of climate change			
Informed	64%	24%	12%
Not informed	48%	24%	28%
Level of information about ways to fight climate change			
Informed	63%	25%	12%
Not informed	50%	24%	26%
Perception of climate change			
Not a serious problem	38%	45%	17%
A fairly serious problem	47%	31%	22%
A very serious problem	61%	21%	18%

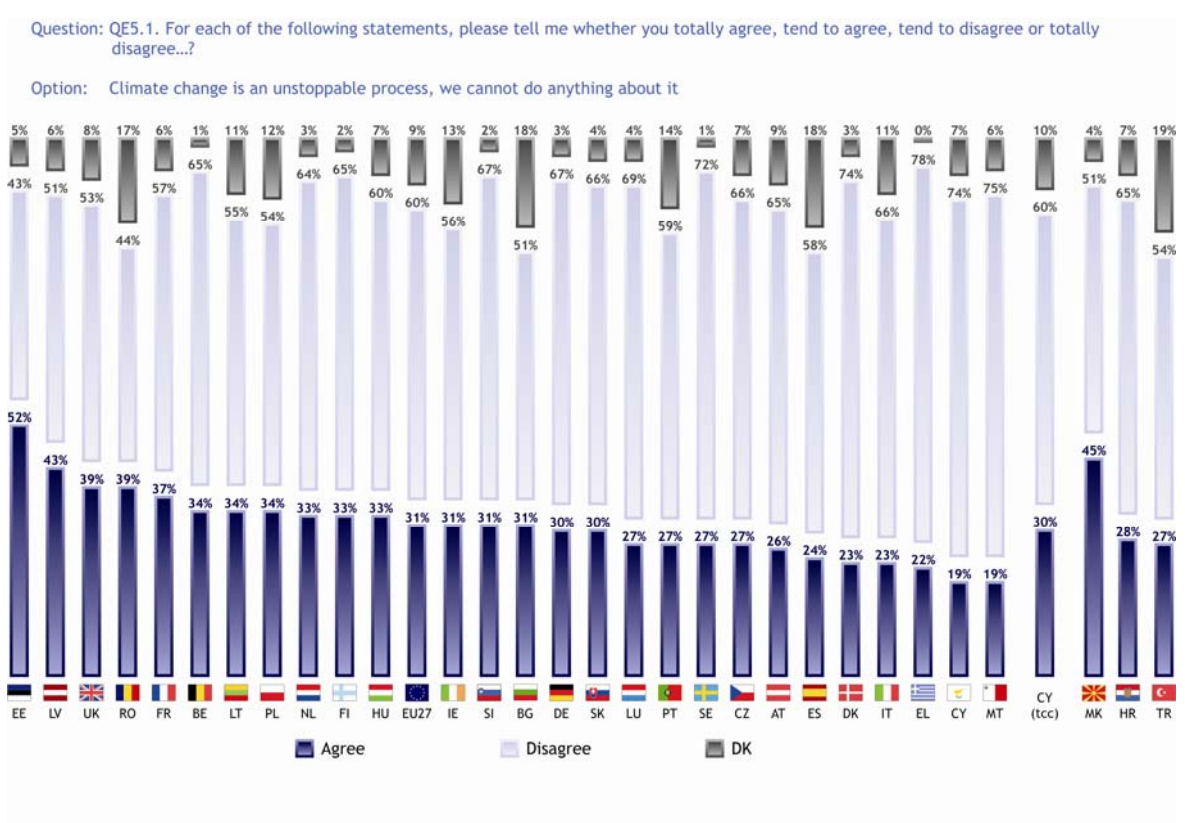
3.1.4 Climate change is not an unstoppable process

A majority of Europeans (60%) disagree with the statement that climate change is an unstoppable process, while less than a third do think that there is nothing that can be done about climate change. Another 9% say that they do not know. There are in fact only two countries, Romania and Estonia, where no absolute majority of citizens disagrees with the statement.

The **greatest optimism** in this respect, i.e. the highest proportions of respondents disagreeing with the statement, can be found in Greece, Malta, Cyprus and Denmark. In those countries well above seven in ten citizens disagree that climate change is an unstoppable process, while less than a quarter hold the opposite opinion.

The largest proportion of citizens believing that **climate change is an unstoppable process** exists, conversely, in Estonia, Latvia, the United Kingdom and Romania. Estonia is the only country where an absolute majority of citizens holds this opinion.

The highest proportion of "don't know" replies are found in Spain, Bulgaria (both 18%) and Romania (17%) as well as in Turkey (19%).



From a **socio-demographic perspective**, we see that:

- ✓ The results show no major differences between the **genders** and the different age groups.
- ✓ Levels of disagreement, increase with respondents' **educational levels**. Meanwhile, rates of "don't know" replies increase with falling educational levels.
- ✓ **Retired and unemployed people** most frequently think that climate change is an unstoppable process, while **managers and self-employed** respondents are most likely to disagree with this.
- ✓ Respondents who feel **well-informed** about the causes and consequences of climate change and the ways to fight it more frequently disagree with the statement than those who do not feel well informed about these subjects. This can however partially be explained by the fact that the latter group much more frequently than the former gives a "don't know" reply.
- ✓ It is also interesting to observe that those who regard climate change as a **very serious problem** seem much more inclined than those holding the opposite view to disagree that this phenomenon is an unstoppable process.

QE5.1 For each of the following statements, please tell me whether you totally agree, tend to agree, tend to disagree or totally disagree...?

Climate change is an unstoppable process, we cannot do anything about it

	Total "Agree"	Total "Disagree"	DK
EU27	31%	60%	9%
Education (End of)			
15-	33%	50%	17%
16-19	33%	60%	7%
20+	27%	69%	4%
Still Studying	28%	66%	6%
Respondent occupation scale			
Self-employed	27%	68%	5%
Managers	28%	69%	3%
Other white collars	28%	66%	6%
Manual workers	33%	60%	7%
House persons	30%	54%	16%
Unemployed	34%	56%	10%
Retired	34%	53%	13%
Students	28%	66%	6%
Level of information about the causes of climate change			
Informed	30%	67%	3%
Not informed	33%	53%	14%
Level of information about the consequences of climate change			
Informed	30%	67%	3%
Not informed	33%	53%	14%
Level of information about ways to fight climate change			
Informed	30%	67%	3%
Not informed	33%	54%	13%
Perception of climate change			
Not a serious problem	56%	37%	7%
A fairly serious problem	44%	46%	10%
A very serious problem	27%	67%	6%

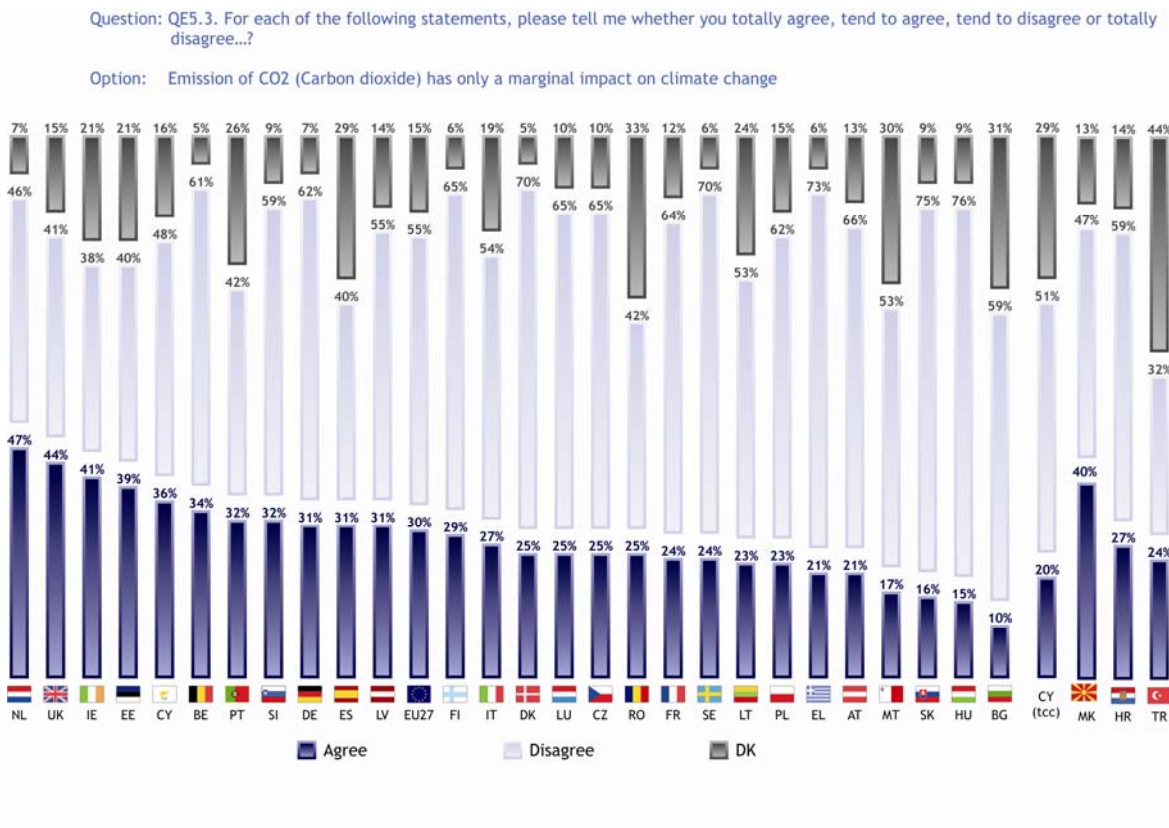
3.1.5 Impact of CO2 emissions on climate change

While the majority of Europeans (55%) are aware of the impact of CO₂ emissions on climate change, 30% think that CO₂ emissions only have a marginal impact and 15% confirm that they do not know.

Hungarians, Slovaks and Greeks most frequently disagree with the statement, and are thus most likely to think that CO₂ emission has a **more than marginal effect** on climate change.

Dutch, British and Irish respondents are, conversely, particularly convinced that emissions of CO₂ **only have a marginal impact** on climate change. The proportion of Dutch respondents so believing (47%) is almost the same as those believing the reverse (46%). Public opinion in Estonia, Ireland and the United Kingdom also appears to be strongly divided.

The “don't know” rates are particularly high in Romania (33%), Malta (30%) and Spain (29%) as well as in Turkey (44%).








Analysis by **socio-demographic variables** shows that:

- ✓ The level of agreement with the statement is higher among **men** than among women, i.e. men are particularly likely to think that CO₂ emissions only have a marginal effect on climate change. "Don't know" rates, however, are higher among women.
- ✓ The oldest respondents (aged 55+) are not as likely as other respondents to disagree with the statement that CO₂ emissions only have a marginal impact on climate change. This can most probably be explained by the much higher proportions of "don't know" replies in this **age group**.
- ✓ The levels of disagreement with increase along with respondents' levels of **education**. This should also clearly be put in relation to the strongly increasing proportions of "don't know" replies, when educational levels fall.
- ✓ Those to the left of the **political spectrum** disagree more often than those on the right that the impact of CO₂ emissions on climate change is only marginal.
- ✓ Managers form the **occupational category** most likely to disagree that CO₂ emissions only have a marginal effect on climate change.
- ✓ Respondents who feel **well-informed** about the causes and consequences of climate change and the ways to fight it tend to disagree with this more frequently than those who do not feel well informed about these subjects. It needs to be taken into account that the latter group more often give a "don't know" reply than the former.
- ✓ Those who consider climate change to be a **very serious problem** are significantly more likely to disagree that the impact of CO₂ emissions is only marginal, than those think that climate change is not a serious problem.

QE5.3 For each of the following statements, please tell me whether you totally agree, tend to agree, tend to disagree or totally disagree...?

Emission of CO₂ (Carbon dioxide) has only a marginal impact on climate change

	Total "Agree"	Total "Disagree"	DK
EU27	30%	55%	15%
 Sex			
Male	33%	56%	11%
Female	27%	54%	19%
 Age			
15-24	31%	56%	13%
25-39	29%	60%	11%
40-54	30%	58%	12%
55 +	30%	48%	22%
 Education (End of)			
15-	29%	44%	27%
16-19	31%	56%	13%
20+	26%	66%	8%
Still Studying	30%	59%	11%
 Left-Right scale			
(1-4) Left	28%	59%	13%
(5-6) Centre	33%	55%	12%
(7-10) Right	32%	56%	12%
 Respondent occupation scale			
Self- employed	31%	59%	10%
Managers	28%	67%	5%
Other white collars	29%	61%	10%
Manual workers	33%	54%	13%
House persons	27%	47%	26%
Unemployed	27%	54%	19%
Retired	30%	48%	22%
Students	30%	59%	11%
Level of information about the causes of climate change			
Informed	32%	62%	6%
Not informed	27%	48%	25%
Level of information about the consequences of climate change			
Informed	32%	62%	6%
Not informed	27%	48%	25%
Level of information about ways to fight climate change			
Informed	33%	61%	6%
Not informed	26%	51%	23%
Perception of climate change			
Not a serious problem	59%	29%	12%
A fairly serious problem	44%	39%	17%
A very serious problem	25%	63%	12%

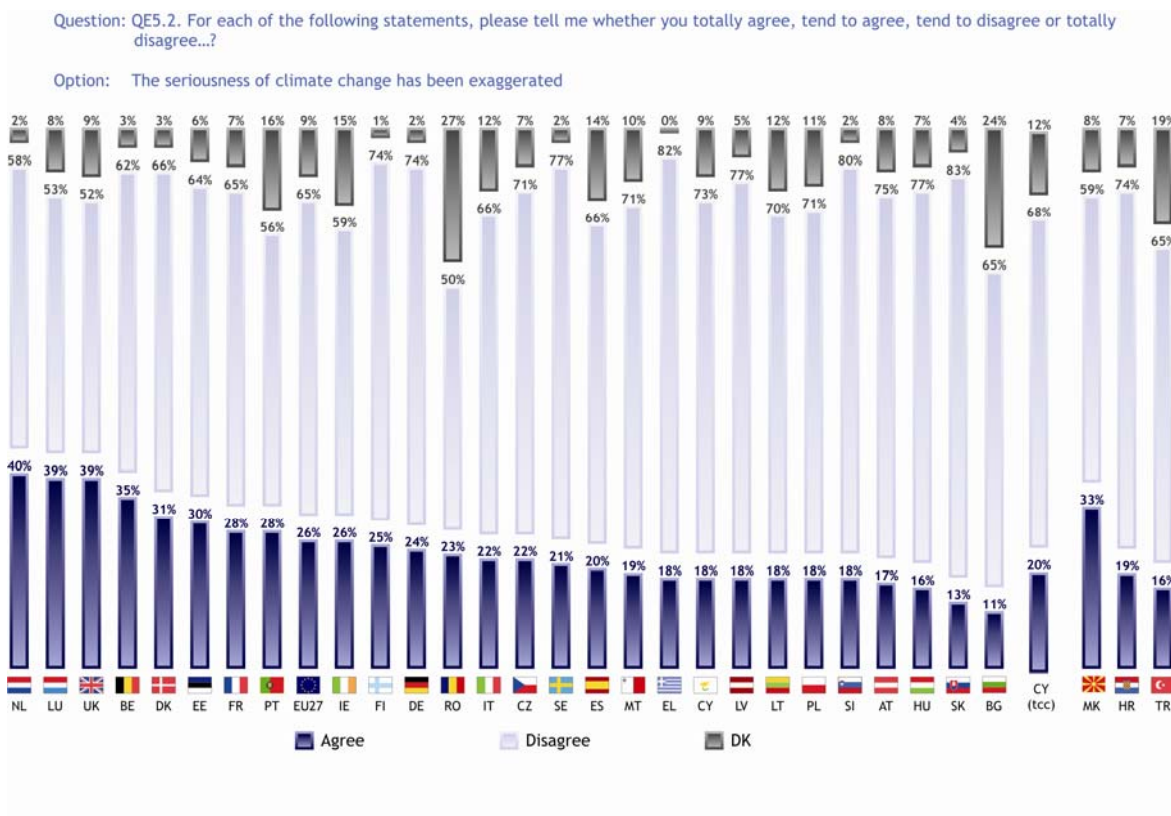
3.1.6 The "seriousness" of climate change

A majority of Europeans (65%) do not think that the seriousness of climate change has been exaggerated, while just over a quarter (26%) believe that it has.

Climate change seems to be particularly serious for respondents in Slovakia, Greece and Slovenia. More than eight in ten Slovakian (83%) and Greek (82%) respondents and 80% of Slovenians say that they **do not think that the seriousness of climate change has been exaggerated**.

The opposite tendency can be observed in the Netherlands, Luxembourg and the United Kingdom, where around four in ten respondents agree that **the seriousness of this phenomenon has been exaggerated**. These figures also reach relatively high levels in Belgium (35%) and Denmark (31%).

The proportions of "don't know" replies are far above the EU average of 9% in Romania (27%) and Bulgaria (24%).






A socio-demographic breakdown reveals that:

- ✓ **Men**, more often than women think that the seriousness of climate change has been exaggerated.
- ✓ Disagreement, furthermore, seems to be much more widespread among respondents that ended their **education** at the age of 20 or later than among those who finished at a younger age. The share of "don't know" replies is much bigger in the latter group than in the former.
- ✓ Those who lean towards the right **politically** are considerably more likely to believe that the seriousness of this issue has been exaggerated.
- ✓ Those who feel **well-informed** about the causes and consequences of climate change and the ways to fight it are more likely to disagree, compared with those who do not feel well informed about these subjects.
- ✓ Respondents who consider climate change to be a **very serious problem** are significantly more likely to disagree than those who believe that climate change is not a serious problem.

QE5.2 For each of the following statements, please tell me whether you totally agree, tend to agree, tend to disagree or totally disagree...?

The seriousness of climate change has been exaggerated

	Total "Agree"	Total "Disagree"	DK
EU27	26%	65%	9%
 Sex			
Male	28%	65%	7%
Female	22%	67%	11%
 Education (End of)			
15-	26%	58%	16%
16-19	26%	67%	7%
20+	24%	72%	4%
Still Studying	24%	70%	6%
 Left-Right scale			
(1-4) Left	23%	71%	6%
(5-6) Centre	28%	66%	6%
(7-10) Right	32%	62%	6%
Level of information about the causes of climate change			
Informed	27%	70%	3%
Not informed	24%	61%	15%
Level of information about the consequences of climate change			
Informed	27%	70%	3%
Not informed	23%	62%	15%
Level of information about ways to fight climate change			
Informed	28%	69%	3%
Not informed	23%	64%	13%
Perception of climate change			
Not a serious problem	69%	25%	6%
A fairly serious problem	49%	40%	11%
A very serious problem	17%	77%	6%

Summarising the socio-demographic results

In summary, we see that respondents with a longer education who feel well-informed about climate change (its causes, consequences and the ways of fighting it) or who consider this phenomenon to be a very serious problem are more inclined to believe that *climate change is serious*, that *the process of it can be stopped*, that *alternative fuels* should be used to fight it and that fighting climate change would *impact European economy positively* than respondents who spent shorter time within education, rather feel poorly informed about the subject or do not think that climate change is a serious problem.

Respondents representing the former groups are also more likely than those in the latter to have taken personal *action against climate change* or to know that *CO2 emissions do not have a merely marginal impact* on climate change.

3.2 Level of responsibilities

– Different actors are not doing enough to fight climate change –

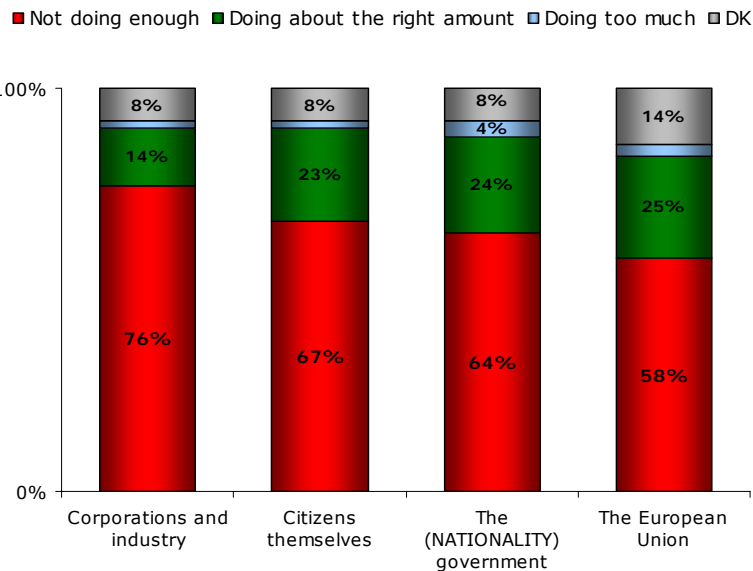
Europeans clearly think that not enough is done to fight climate change by the different actors¹⁹. Around three-quarters (76%) of respondents say that **corporations and industry** are not doing enough to fight climate change. Two-thirds (67%) think that **citizens** themselves are not doing enough in this respect. A slightly smaller proportion (64%) claim that their **national government** is not doing enough and 58% feel that the **EU** is not doing enough to combat climate change.

However, around a quarter of respondents do believe that the EU and their national governments are doing about the right amount. Just under a quarter think that citizens themselves are currently doing about the right amount to counter climate change and 14% think that corporations and industry do so.

Only marginal proportions of Europeans say that each of these actors do too much to fight climate change.

A significant proportion of citizens do not know whether enough is being done to fight climate change. This is particularly the case when it comes to assessing the work done by the EU: 14% say that they do not know whether the European Union is doing enough, about the right amount or too much to fight climate change. The level of "don't know" replies is lower for the other actors: national government, citizens themselves and industry (all 8%).

QE4 In your opinion, are each of the following currently doing too much, doing about the right amount, or not doing enough to fight climate change?
-%EU



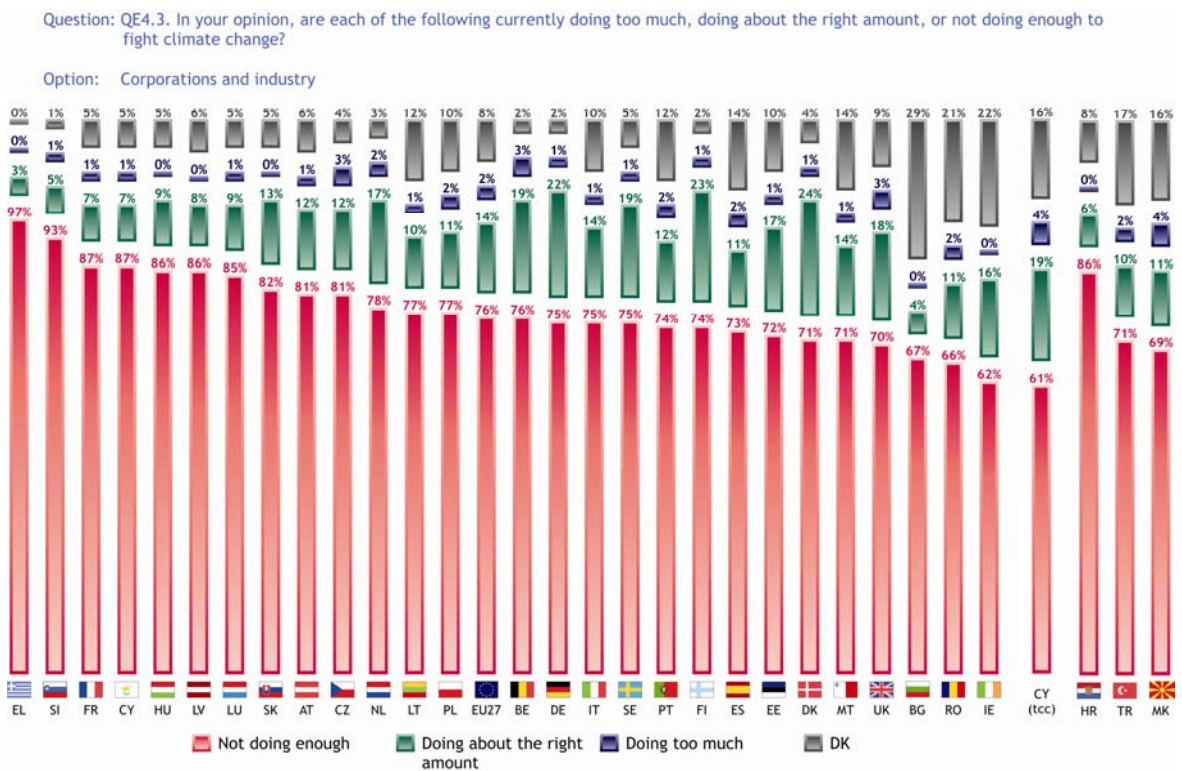
¹⁹ QE4a In your opinion, are each of the following currently doing too much, doing about the right amount, or not doing enough to fight climate change? The (NATIONALITY) government; The European Union; Corporations and industry; Citizens themselves

3.2.1 Corporations and industry

Public opinion regarding the role of corporations and industry in combating climate change is relatively consistent throughout the countries polled: majorities in all countries think that corporations and industry are **not doing enough** to fight climate change.

This is most clearly expressed in Greece and Slovenia where more than nine in ten respondents think that these actors currently do not do enough, figures well above the EU average of 76%. At the other extreme, we find Irish (62%), Romanian (66%) and Bulgarian (67%) citizens, who appear to be the least inclined to feel that these players do not do enough to fight climate change. These figures can be explained by the relatively high proportions of "don't know" replies in these countries.

The idea that corporations and industry are currently doing **about the right amount** to fight climate change appears to be most widespread in Denmark (24%), Finland (23%) and Germany (22%). Nowhere do the proportions of citizens believing that corporations and industry are doing too much exceed 4%.



At **socio-demographic level** we see that:

- ✓ Respondents' belief that corporations and industry are not doing enough to fight climate change increases with their **educational levels**. The significant differences in educational levels are clearly linked to the strong variation in the respective proportions of "don't know" replies in these categories.
- ✓ Corporations and industries are slightly more frequently seen as not doing enough by those who lean to the left politically than by those to the right of the **political scale**.
- ✓ Respondents who **feel informed** about topics related to climate change are more likely to hold an opinion about the role of corporations and industry in fighting climate change than those who do not feel well informed. This leads to a situation where informed respondents are most inclined to think that these actors *both* "do not do enough" *and* "do about the right amount". However, in contrast to what we have seen before, no large differences are recorded between respondents who feel informed and those who do not.
- ✓ Those who consider climate change to be a **very serious problem**, not surprisingly, are considerably more inclined to think that corporations and industry are not doing enough to fight climate change than those who believe the opposite. However, an absolute majority of those who do not find climate change a serious problem think that corporations and industry are not doing enough to fight climate change.

QE4a.3 In your opinion, are each of the following currently doing too much, doing about the right amount, or not doing enough to fight climate change?
Corporations and industry

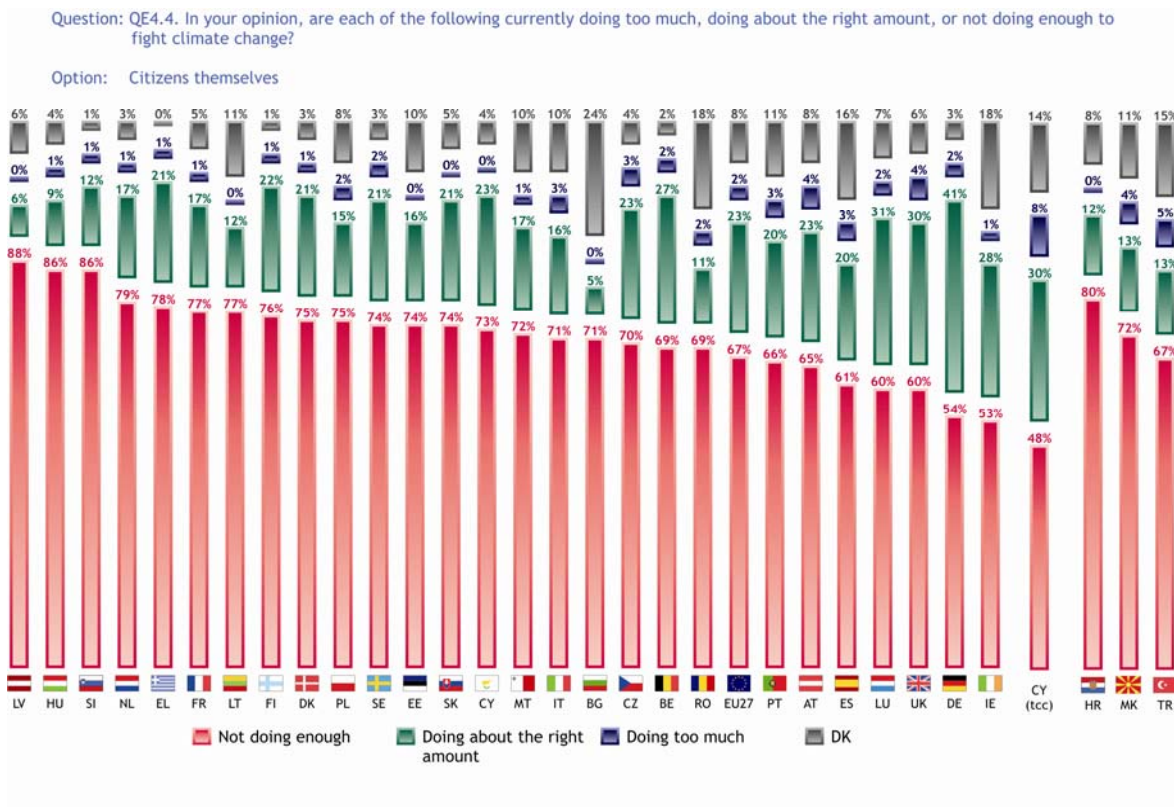
	Not doing enough	Doing about the right amount	Doing too much	DK
EU27	76%	14%	2%	8%
Education (End of)				
15-	69%	15%	1%	15%
16-19	78%	14%	1%	7%
20+	82%	13%	2%	3%
Still Studying	77%	14%	2%	7%
Left-Right scale				
(1-4) Left	79%	13%	2%	6%
(5-6) Centre	77%	15%	2%	6%
(7-10) Right	75%	17%	2%	6%
Level of information about the causes of climate change				
Informed	80%	16%	2%	2%
Not informed	74%	12%	1%	13%
Level of information about the consequences of climate change				
Informed	79%	16%	2%	3%
Not informed	75%	11%	1%	13%
Level of information about ways to fight climate change				
Informed	79%	17%	2%	2%
Not informed	75%	11%	1%	13%
Perception of climate change				
Not a serious problem	54%	30%	7%	9%
A fairly serious problem	66%	23%	2%	9%
A very serious problem	83%	11%	1%	5%

3.2.2 The citizens themselves

Absolute majorities of respondents in all countries polled believe that citizens are **not doing enough** to fight climate change²⁰. While this opinion is shared by two-thirds of Europeans on average (67%), it is held by up to 88% of Latvians and 86% of Hungarians and Slovenians.

We furthermore see that 41% of respondents in Germany, 31% of citizens in Luxembourg and 30% of the British polled²¹ think that citizens themselves are doing **about the right amount** to fight climate change

Nearly a quarter of Bulgarians (24%) say that they **do not know** whether citizens are doing enough to fight climate change. In Romania and Ireland the corresponding figures are as high as 18%.



²⁰ Except for the Turkish Cypriot Community (48%)

²¹ Results for the Turkish Cypriot Community are also equal to 30%.

The following findings exist at the **socio-demographic** level:

- ✓ The higher a respondent's **education**, the more inclined he or she is to think that citizens are not doing enough to fight climate change. The opposite idea, i.e. that citizens are doing about the right amount, conversely gains stronger support among respondents with lower levels of education than among those who spent a longer time in education.
- ✓ In terms of the findings for respondents' **occupational** levels, we see that managers, self-employed, white collar workers and students (often having spent a relatively long time in education) are more inclined to think that citizens are not doing enough to fight climate change than those who generally spent less time in education (manual workers, unemployed people, house persons and retired people).
- ✓ Respondents who confirm that they are **well informed** about climate change (its causes, consequences and the ways to fight it) more frequently think that citizens are doing about the right amount to fight climate change than those who are poorly informed about the subject.
- ✓ While nearly three-quarters of those who consider climate change to be a **very serious** problem think that not enough is done by citizens themselves to combat climate change, only 39% of those who do not consider it to be a serious problem believe so.

QE4a.4 In your opinion, are each of the following currently doing too much, doing about the right amount, or not doing enough to fight climate change?

Citizens themselves

	Not doing enough	Doing about the right amount	Doing too much	DK
EU27	67%	23%	2%	8%
Education (End of)				
15-	58%	26%	2%	14%
16-19	68%	24%	2%	6%
20+	76%	19%	2%	3%
Still Studying	70%	22%	2%	6%
Respondent occupation scale				
Self-employed	72%	20%	2%	6%
Managers	75%	20%	3%	2%
Other white collars	71%	22%	2%	5%
Manual workers	66%	25%	3%	6%
House persons	63%	21%	2%	14%
Unemployed	68%	21%	2%	9%
Retired	63%	24%	2%	11%
Students	70%	22%	2%	6%
Level of information about the causes of climate change				
Informed	70%	25%	3%	2%
Not informed	66%	20%	2%	12%
Level of information about the consequences of climate change				
Informed	69%	26%	3%	2%
Not informed	66%	19%	2%	13%
Level of information about ways to fight climate change				
Informed	69%	26%	3%	2%
Not informed	68%	19%	1%	12%
Perception of climate change				
Not a serious problem	39%	43%	10%	8%
A fairly serious problem	55%	33%	3%	9%
A very serious problem	74%	20%	1%	5%

- ✓ Both those who **personally took actions aimed at helping to fight climate change** and those who did not take any action are equally likely to think that citizens themselves are not doing enough to fight climate change. Respondents who took action are, however, **slightly** more inclined to think that citizens are doing just about the right amount to combat climate change.

QE4a.4 In your opinion, are each of the following currently doing too much, doing about the right amount, or not doing enough to fight climate change?

Citizens themselves

QE5.6 For each of the following statements, please tell me whether you totally agree, tend to agree, tend to disagree or totally disagree...?

You personally have taken actions aimed at helping to fight climate change

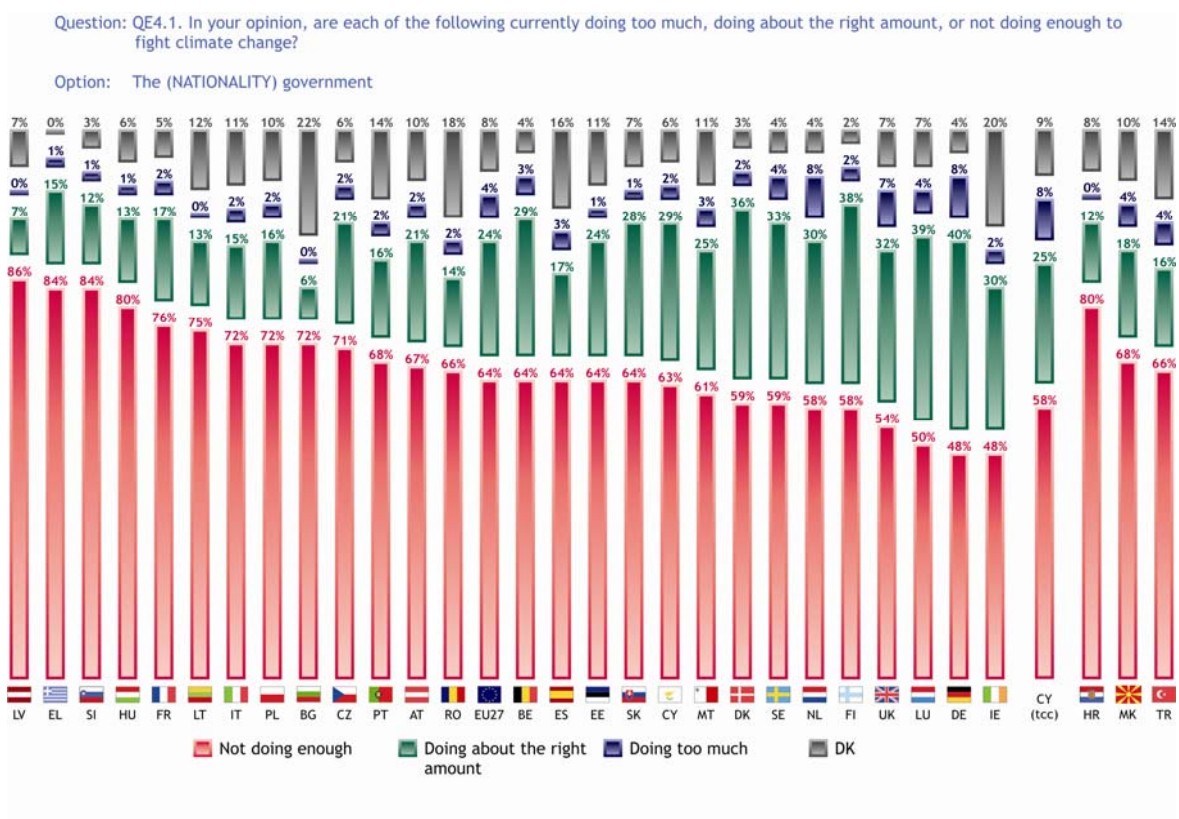
	Not doing enough	Doing about the right amount	Doing too much	DK
EU27	67%	23%	2%	8%
Total "Agree"	69%	25%	3%	3%
Total "Disagree"	69%	20%	2%	9%
DK	48%	16%	1%	35%

3.2.3 National governments

European public opinion is strongly divided over the activities of the national governments to fight climate change. While 86% of citizens in Latvia and 84% of respondents in Greece and Slovenia have the idea that their national governments are **not doing enough** to fight this problem, only half of Luxembourgers and 48% of Germans and Irish think so.

The Germans, Luxembourgers, Finns and Danes are the most satisfied with the actions taken by their governments to fight climate change. However the proportions of respondents believing that their governments are doing **about the right amount** to fight climate change do not exceed 40% in these countries and still represent the opinion of a minority.

According to 8% of respondents in Germany and the Netherlands and 7% in the United Kingdom, their governments do **too much** in the fight against climate change. Meanwhile, around a fifth of Bulgarians, Irish and Romanians have no opinion on this matter.



The **socio-demographic patterns** are similar to those presented in the previous paragraphs:

- ✓ Respondents in the highest **age** bracket (55+) are the least likely to believe that their national government does not do enough to fight climate change.
- ✓ The idea that national governments do not do enough to fight climate change is more widespread among those who **studied** longer than among those who finished school at a relatively early age. The proportion of "don't know" replies is at its peak among respondents who ended their education at the age of 15 or before.
- ✓ Respondents who lean to the left politically more often think that national governments are not doing enough to fight climate change than those to the right of the **political spectrum**.
- ✓ Feeling **informed** about climate change (its causes, consequences and the ways to fight it) leads to a significantly stronger conviction that national governments are *doing about the right amount* of work to fight climate change, than feeling poorly informed about these subjects.
- ✓ The more **seriously** respondents take the issue of climate change, the more likely they are to feel that national governments are not doing enough to combat it. It is also noteworthy that up to a fifth of those who do not regard climate change as a serious matter think that their national governments are *doing too much* to fight climate change.

QE4a.1 In your opinion, are each of the following currently doing too much, doing about the right amount, or not doing enough to fight climate change?
The (NATIONALITY) government

	Not doing enough	Doing about the right amount	Doing too much	DK
EU27	64%	24%	4%	8%
Age				
15-24	64%	25%	3%	8%
25-39	67%	22%	4%	7%
40-54	67%	23%	4%	6%
55 +	60%	24%	4%	12%
Education (End of)				
15-	59%	22%	4%	15%
16-19	65%	24%	4%	7%
20+	69%	24%	3%	4%
Still Studying	64%	26%	3%	7%
Left-Right scale				
(1-4) Left	68%	22%	4%	6%
(5-6) Centre	62%	27%	4%	7%
(7-10) Right	62%	27%	5%	6%
Level of information about the causes of climate change				
Informed	64%	28%	5%	3%
Not informed	66%	18%	2%	14%
Level of information about the consequences of climate change				
Informed	65%	28%	5%	2%
Not informed	66%	18%	2%	14%
Level of information about ways to fight climate change				
Informed	63%	29%	5%	3%
Not informed	67%	18%	2%	13%
Perception of climate change				
Not a serious problem	35%	36%	20%	9%
A fairly serious problem	47%	36%	6%	11%
A very serious problem	72%	21%	2%	5%

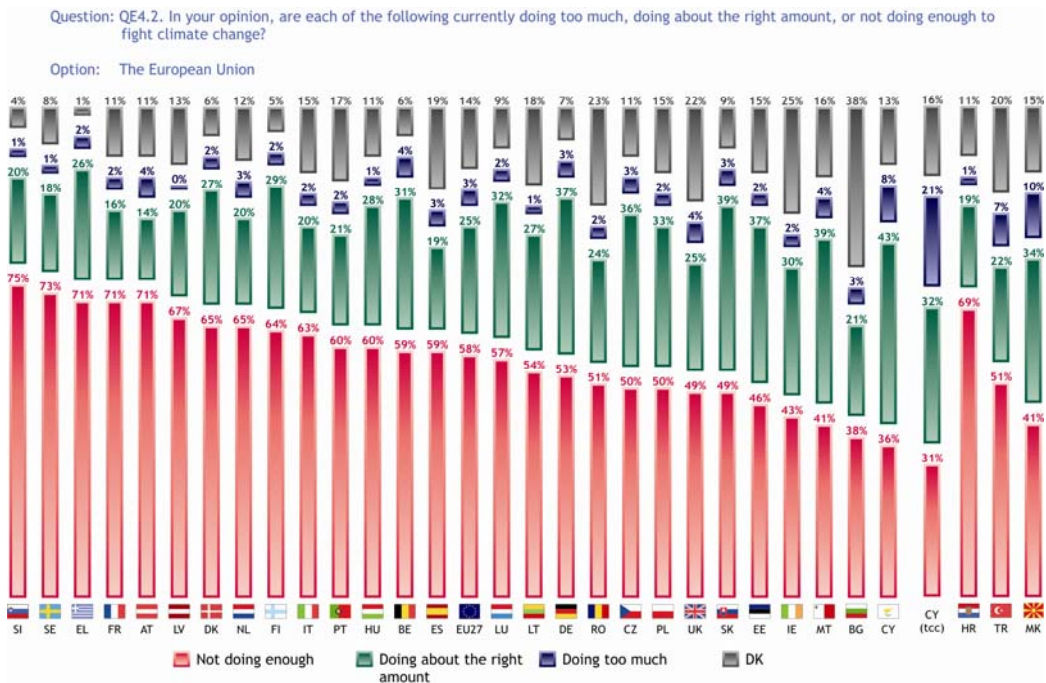
3.2.4 The European Union

The EU was the player least often mentioned as **not doing enough** to fight climate change. A country-by-country analysis reveals that public opinion about the work of the EU in this field varies considerably throughout Europe and the shares of “don’t know” replies also fluctuate greatly.

More than seven in ten citizens in Slovenia (75%), Sweden (73%), Greece, France and Austria (all 71%) think that the EU is **not doing enough** in the fight against climate change. Significant proportions of respondents in Cyprus (43%), Malta and Slovakia (both 39%), meanwhile, say that the EU is doing **just about the right amount**. Cyprus is the only country where a relative majority of citizens shares this view.

Meanwhile, Cyprus appears to be the only EU country where a relatively high proportion (8%) think that the EU does **too much** in this respect. In the Former Yugoslav Republic of Macedonia a tenth respondents believe so; in Turkey the figure is 7%²². The proportions of respondents believing that the European Union is doing too much to fight climate change generally tend to be rather marginal in other countries.

A lack of knowledge of what the EU actually does to fight climate change leads to very high levels of “**don’t know**” replies in certain countries. This is particularly the case in Bulgaria (38% answering that they do not know), but high levels of respondents with no opinion were also recorded in Ireland (25%), Romania (23%) and the United Kingdom (22%).



²² In the Turkish Cypriot Community, 21% of respondents hold this opinion.

Looking at different **socio-demographic factors** reveals that:

- ✓ The vast majority of both **men and women** think that the EU is not doing enough to fight climate change. Compared to women, men appear to be particularly likely to think that the EU is taking about the right amount of action to fight climate change. Women, however, more often have no opinion regarding this topic.
- ✓ The youngest group of respondents (consisting of those **aged** 15-24 years) is most inclined to believe that the EU is doing the right amount of work to combat climate change. They are, together with the respondents aged 55+ the least inclined to feel that the EU does not do enough in this respect. The levels of "don't know" replies, meanwhile, are higher for young and old respondents than for the large age segment in between these groups (25-54 years).
- ✓ We can also observe a pattern, whereby those who spent the longest time in **education** are more likely than those who finished school earlier to think that the EU is *both* "not doing enough" *and* "doing about the right amount" to combat climate change. This is overall due to the fact that those whose education ended earlier are considerably less likely to have an opinion about the topic.
- ✓ Respondents who position themselves to the left of the **political scale** are particularly likely to think that the EU is not doing enough to fight climate change. Those who lean to the right politically more often believe that the European Union is doing either about the right amount or too much.
- ✓ In line with our findings for respondents' educational levels, it appears that students, managers and white collar workers are most inclined to think that the EU is taking about the right amount of action to fight climate change.
- ✓ Respondents who consider themselves to be **well-informed** about climate change- related issues are more likely to have an opinion than those who feel poorly informed about those subjects. The former group is significantly more likely to think that the EU is doing about the right amount of work to fight climate change.
- ✓ The more **serious** the issue of climate change is for respondents, the more inclined they are to think that the EU is not doing enough to fight it. It is also worth mentioning that 15% of those who do not consider climate change to be a serious problem think that the EU is doing too much to fight it. This is in sharp contrast to the 2% of respondents holding the opposite opinion who think so.

QE4a.2 In your opinion, are each of the following currently doing too much, doing about the right amount, or not doing enough to fight climate change?
The European Union

	Not doing enough	Doing about the right amount	Doing too much	DK
EU27	58%	25%	3%	14%
Sex				
Male	58%	29%	3%	10%
Female	58%	22%	2%	18%
Age				
15-24	55%	30%	2%	13%
25-39	60%	26%	3%	11%
40-54	62%	24%	3%	11%
55 +	55%	23%	3%	19%
Education (End of)				
15-	53%	22%	3%	22%
16-19	58%	26%	3%	13%
20+	64%	26%	3%	7%
Still Studying	55%	32%	2%	11%
Left-Right scale				
(1-4) Left	63%	24%	2%	11%
(5-6) Centre	56%	29%	3%	12%
(7-10) Right	55%	29%	5%	11%
Respondent occupation scale				
Self-employed	58%	28%	4%	10%
Managers	63%	28%	3%	6%
Other white collars	64%	23%	3%	10%
Manual workers	58%	27%	3%	12%
House persons	55%	19%	3%	23%
Unemployed	58%	24%	2%	16%
Retired	55%	23%	3%	19%
Students	55%	32%	2%	11%
Level of information about the causes of climate change				
Informed	60%	29%	3%	8%
Not informed	57%	21%	2%	20%
Level of information about the consequences of climate change				
Informed	60%	29%	3%	8%
Not informed	57%	21%	2%	20%
Level of information about ways to fight climate change				
Informed	59%	30%	4%	7%
Not informed	59%	20%	2%	19%
Perception of climate change				
Not a serious problem	35%	35%	15%	15%
A fairly serious problem	40%	37%	4%	19%
A very serious problem	65%	23%	2%	10%

3.3 Perceptions of the EU's objectives to fight climate change

– Most common opinion on EU objectives: these are pitched at a good level –

As the section above shows, there is a widespread feeling that not enough is being currently done in order to combat the problem of Climate change – regardless of the actors involved in doing this.

At the same time, the high “Don’t Know” rates seen in the questions evaluating current efforts show that there is to some extent a lack of knowledge on precisely what is being done to tackle the problem. For example, 14% were unable to offer an opinion on whether the EU is doing enough or not.

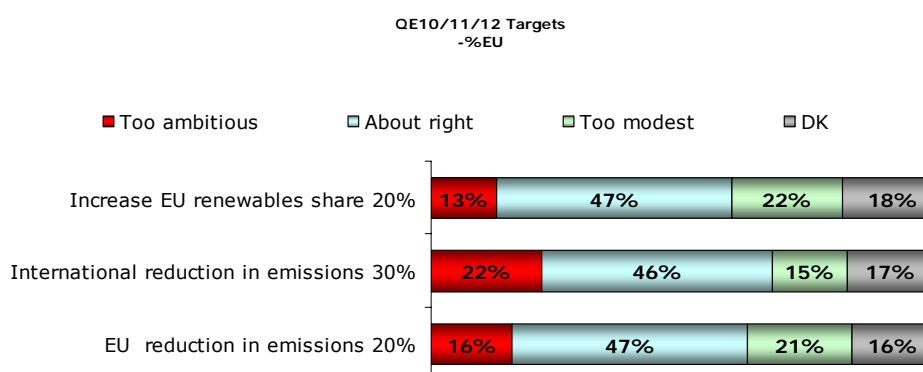
In fact, the EU has recently introduced or proposed three Climate change targets which would lead to an amelioration of the situation by 2020:

- Reducing EU greenhouse gas emissions by at least 20% by 2020 compared to 1990.
- Related to this, a proposal for an international agreement which would commit the major world economies to a target of 30% reduction of greenhouse gas emissions by 2020 compared to 1990.
- Increasing the share of total EU energy accounted for by renewable sources to 20% by 2020

In order to ascertain opinion on these targets, respondents were presented with each of the three targets in turn and asked whether they considered them too modest, about right or too ambitious²³.

These evaluations thus form a means of evaluating whether the public consider these objectives to be reachable or not – or, indeed, whether they consider that they do not go far enough.

²³ QE10 The European Union has the objective of reducing its greenhouse gas emissions by at least 20% by 2020 compared to 1990. Thinking about this objective, would you say that it is too ambitious, about right or too modest?
QE11 In order to limit the impact of climate change, the European Union is also proposing an international agreement which would commit the major world economies to a target of 30% reduction of greenhouse gas emissions by 2020 compared to 1990. Thinking about this objective, would you say that it is too ambitious, about right or too modest?
QE12 The European Union has the objective of increasing the share of renewable energy to 20% by 2020. Thinking about this objective, would you say that it is too ambitious, about right or too modest?



As the chart shows, **the most prevalent opinion for each of the three targets is that they are 'about right'**: 46% say this of the 30% international target and the EU targets of reducing emissions by 20% and increasing renewables by the same proportion both receive the assent of 47%.

It is thus the case that for all three objectives tested, an absolute majority of Europeans consider the target to be about right or too modest. Opinion could thus be described as optimistic with regards to the targets, given that it is only a minority who consider them to be 'too ambitious' (i.e. unachievable).

With the "Don't know" rates also similar across the three items (between 16% and 18%), the main source of variation lies in the balance between the proportions who consider targets to be too ambitious or too modest:

- For the target to increase the share of EU renewable energy, a higher proportion consider this to be too modest (22%) than too ambitious (13%).
- There is a contrast between the two emission-reduction targets: the international reduction of 30% is seen more as too ambitious (22%) than too modest (15%); the EU reduction of 20% is seen more as too modest (21%) than too ambitious (16%).

There are three factors that most likely contribute to this latter distinction. Firstly, the level of the target itself (i.e. 30% rather than 20%), secondly, the fact that agreement is yet to be reached on this international target and lastly the actors involved. Regarding this latter point, the EU public is accustomed to a long history of the EU working together to achieve common goals in a number of policy areas. Wider international cooperation on a given issue (and) on an ad-hoc basis is, of course, achievable and has mechanisms upon which to call (for example, the UN). Nonetheless it is often the case that the greater the number of parties who are involved in a proposed agreement, the harder it becomes to reach consensus.

In terms of country results, there are three elements to the results across the three questions that help to define national opinion: the proportion thinking the targets are about right, the balance between those who think the targets are too modest and those who think they are too ambitious, and the "Don't know" rates. We proceed to analyse these different elements, following the presentation of complete country results on the subsequent pages.

– *Cypriots the most likely to think the targets are about right* –

The following table shows the percentages considering each target to be about right, followed by an average calculated from these three figures.

% answering 'about right': individual questions and average score

	QE10 (EU reduction)	QE11 (International Reduction)	QE12 (Increase EU renewables)	Average
EU27	47%	46%	47%	47%
CY	70%	71%	81%	74%
FI	60%	58%	63%	60%
SI	58%	55%	62%	58%
SE	53%	60%	52%	55%
CZ	56%	50%	57%	54%
SK	54%	51%	55%	53%
DK	52%	53%	53%	53%
EE	56%	45%	55%	52%
PL	53%	51%	51%	52%
BE	52%	47%	53%	51%
IT	51%	49%	52%	51%
LV	50%	50%	52%	51%
DE	50%	49%	48%	49%
HU	47%	47%	51%	48%
EL	45%	46%	50%	47%
ES	48%	48%	45%	47%
PT	48%	46%	46%	47%
LT	44%	42%	47%	44%
RO	43%	44%	45%	44%
UK	43%	39%	44%	42%
FR	39%	40%	43%	41%
NL	40%	35%	44%	40%
IE	41%	36%	40%	39%
AT	38%	37%	36%	37%
LU	35%	32%	42%	36%
MT	34%	29%	31%	31%
BG	24%	23%	24%	24%
CY (tcc)	44%	44%	44%	44%
MK	39%	39%	40%	39%
HR	37%	41%	39%	39%
TR	28%	32%	29%	30%

The first point to note about these results is that for almost all countries, **the proportion saying that they consider a target to be about right is roughly similar regardless of the target.** In other words, national opinion on specific climate change targets tends to be generalised rather than making distinctions between the three targets. There are two notable exceptions to this:

- In Cyprus, where support for all three targets is high, that for increasing the EU share of renewables receives higher support (81%) than for the international emissions reduction of 30% (71%) and the EU reduction of 20% (70%).
- In Estonia, the international emissions reduction is less supported (45%) than the EU reduction (56%) and the EU increase in renewables (55%).

Given that within each country there is not much difference in agreement with the three targets, the average result across all three gives a good indication of the extent of agreement with targets in general. Thus **these targets are especially supported in Cyprus**, where on average almost three-quarters consider a target to be about right (74%). High corresponding figures are also seen in Finland (60%) and Slovenia (58%). At the other end of the scale, less than a quarter of Bulgarians (24%) and around 3 in 10 Maltese (31%) view the targets favourably.

However, the fact that there generally is little difference between results within a country when it comes to the three targets is also suggestive of the following: it may well be the case that respondents struggle to think of these targets in detailed terms (i.e. there is a lack of distinction between the targets, how these might be agreed upon and subsequently achieved).

***– Strong tendency for Luxembourgers to think targets are too ambitious;
Austrians the most likely to say they are too modest –***

After the proportion of respondents considering targets to be about right, the second element to national opinion on the three targets is the balance between those who consider them to be too modest and those who think the targets too ambitious. To illustrate this, we have calculated an index for each question, subtracting the percentage of respondents who think the target is too ambitious from the percentage who think it is too modest. Thus, the lower the index score, the greater the balance of feeling that the target is too modest; the higher the score, the more the balance is that the target aims for too much. An index of zero means an exactly even balance between these two answers.

At EU level, we thus have an index of +7 (too ambitious) for the 30% international reduction in emissions, of -5 (too modest) for the 20% EU reduction and -9 (too modest) for increasing the share of EU renewable energy to 20%.

Index calculation for each target

Index scores in bold = top 3 per target

Index scores in italic = bottom 3 per target

	QE10 EU Reduction			QE11 International Reduction			QE12 Increase EU Renewables		
	Too ambitious	Too modest	Index	Too ambitious	Too modest	Index	Too ambitious	Too modest	Index
EU27	16%	21%	-5	22%	15%	+7	13%	22%	-9
AT	12%	38%	-26	19%	33%	-14	12%	38%	-26
BE	25%	19%	+6	34%	15%	+19	20%	24%	-4
BG	19%	12%	+7	23%	9%	+14	18%	10%	+8
CY	12%	8%	+4	13%	6%	+7	5%	4%	+1
CZ	13%	17%	-4	24%	11%	+13	13%	15%	-2
DE	16%	24%	-8	23%	17%	+6	14%	28%	-14
DK	17%	27%	-10	27%	16%	+11	9%	34%	-25
EE	18%	8%	+10	28%	6%	+22	15%	10%	+5
EL	25%	28%	-3	30%	21%	+9	26%	22%	+4
ES	6%	21%	-15	7%	18%	-11	5%	22%	-17
FI	17%	17%	0	27%	8%	+19	13%	17%	-4
FR	24%	27%	-3	30%	19%	+11	16%	29%	-13
HU	11%	26%	-15	19%	17%	+2	9%	24%	-15
IE	18%	9%	+9	23%	7%	+16	15%	11%	+4
IT	10%	20%	-10	13%	18%	-5	8%	19%	-11
LT	17%	12%	+5	21%	8%	+13	13%	9%	+4
LU	38%	14%	+24	43%	11%	+32	29%	15%	+14
LV	13%	13%	0	16%	8%	+8	10%	10%	0
MT	10%	16%	-6	12%	15%	-3	9%	15%	-6
NL	31%	22%	+9	43%	14%	+29	19%	30%	-11
PL	15%	14%	+1	20%	9%	+11	13%	16%	-3
PT	8%	21%	-13	10%	20%	-10	9%	22%	-13
RO	10%	10%	0	11%	8%	+3	9%	9%	0
SE	8%	31%	-23	13%	18%	-5	5%	34%	-29
SI	17%	18%	-1	24%	13%	+11	11%	17%	-6
SK	20%	17%	+3	27%	12%	+15	17%	17%	0
UK	23%	17%	+6	32%	11%	+21	20%	18%	+2
CY (tcc)	30%	17%	+13	19%	15%	+4	20%	14%	+6
HR	13%	37%	-24	15%	31%	-16	12%	35%	-23
MK	23%	19%	+4	28%	13%	+15	24%	16%	+8
TR	15%	19%	-4	14%	14%	0	11%	18%	-7

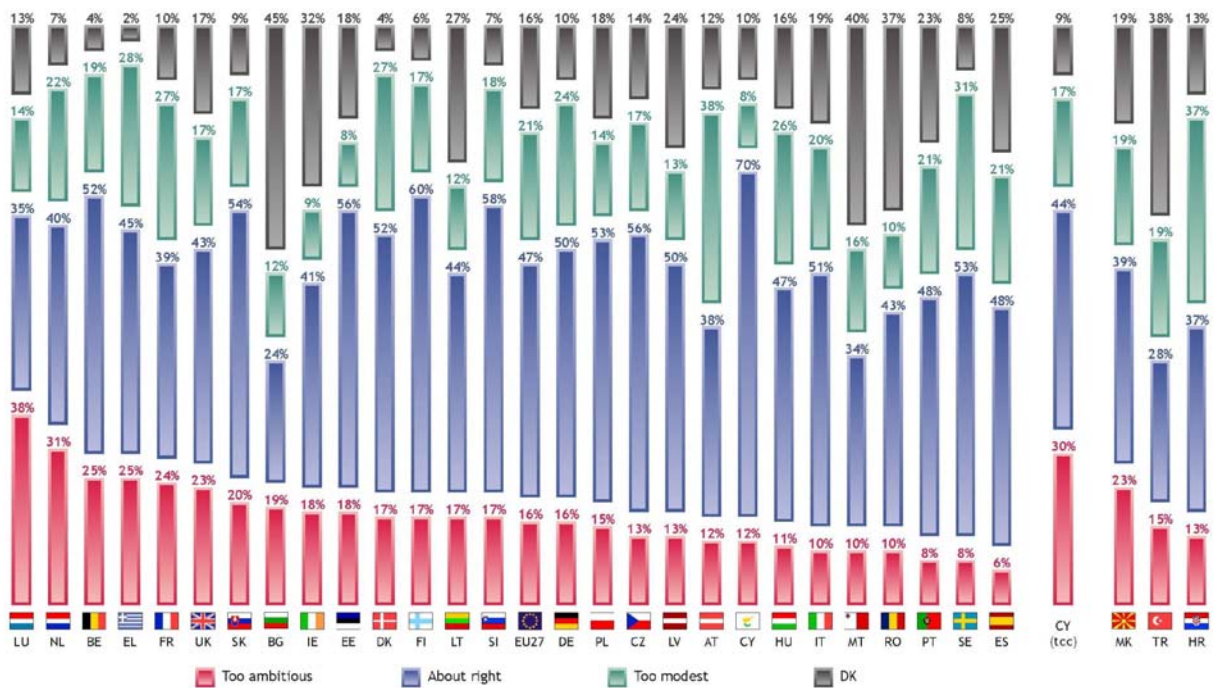
Overall, **Luxembourgers are the most likely to think that these targets are too ambitious** (QE10, +24; QE11, +32; QE12, +14). The same tendency is also evident but to a lesser degree in Estonia (+10; +22; +5), Bulgaria (+7; +14; +8), Ireland (+9; +16; +4) and the UK (+6; +21; +2).

The reverse picture – with the targets seen as not going far enough – is most common in Austria (-26; -14; -26). It is also strong in Sweden (-23; -5; -29), Spain (-15; -11; -17) and Portugal (-13; -10; -13). Amongst the Candidate countries, we see that Croatian opinion also shows a tendency towards feeling that targets are too modest (-24; -16; -23).

More specifically, we note the following distinctions related to individual targets, and shown in the charts on the subsequent pages:

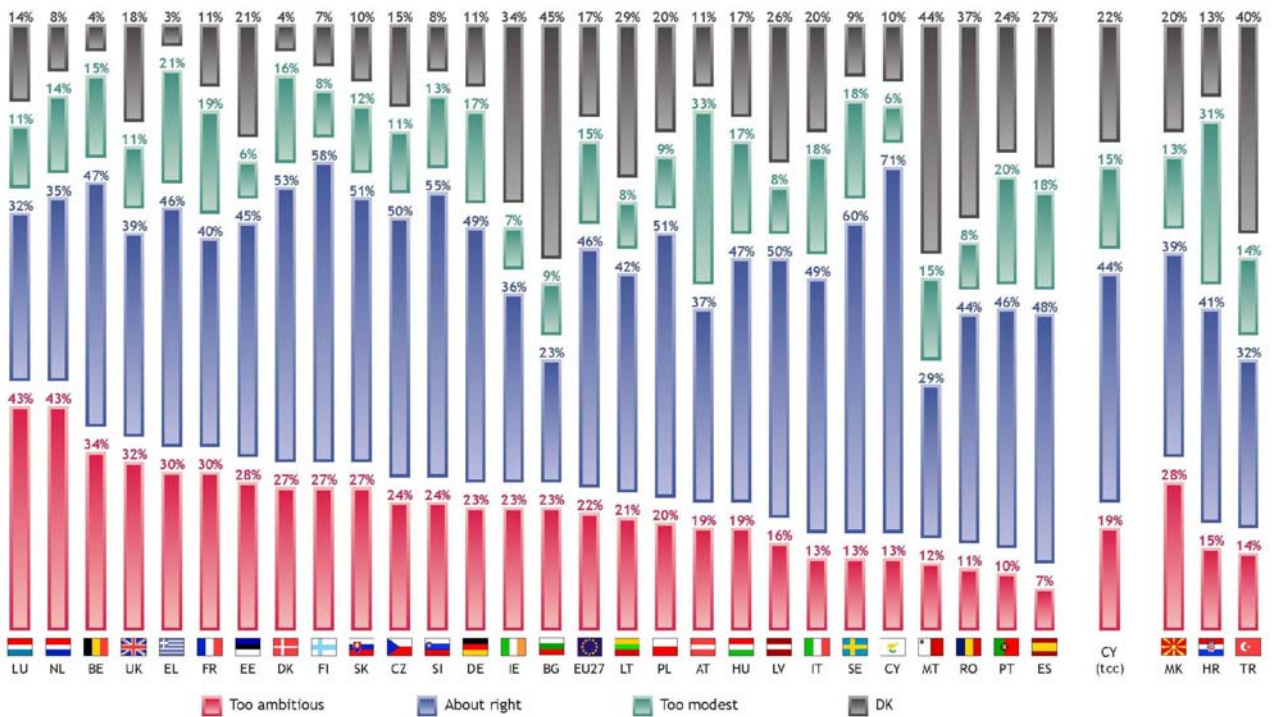
- Just under 4 in 10 Luxembourgers (38%) and over 3 in 10 Dutch respondents (31%) consider that the target for the EU to reduce its emissions by 20% is too ambitious.
- Almost 4 in 10 Austrians think that this target does not go far enough (38%).

Question: QE10. The European Union has the objective of reducing its greenhouse gas emissions by at least 20% by 2020 compared to 1990. Thinking about this objective, would you say that it is too ambitious, about right or too modest?



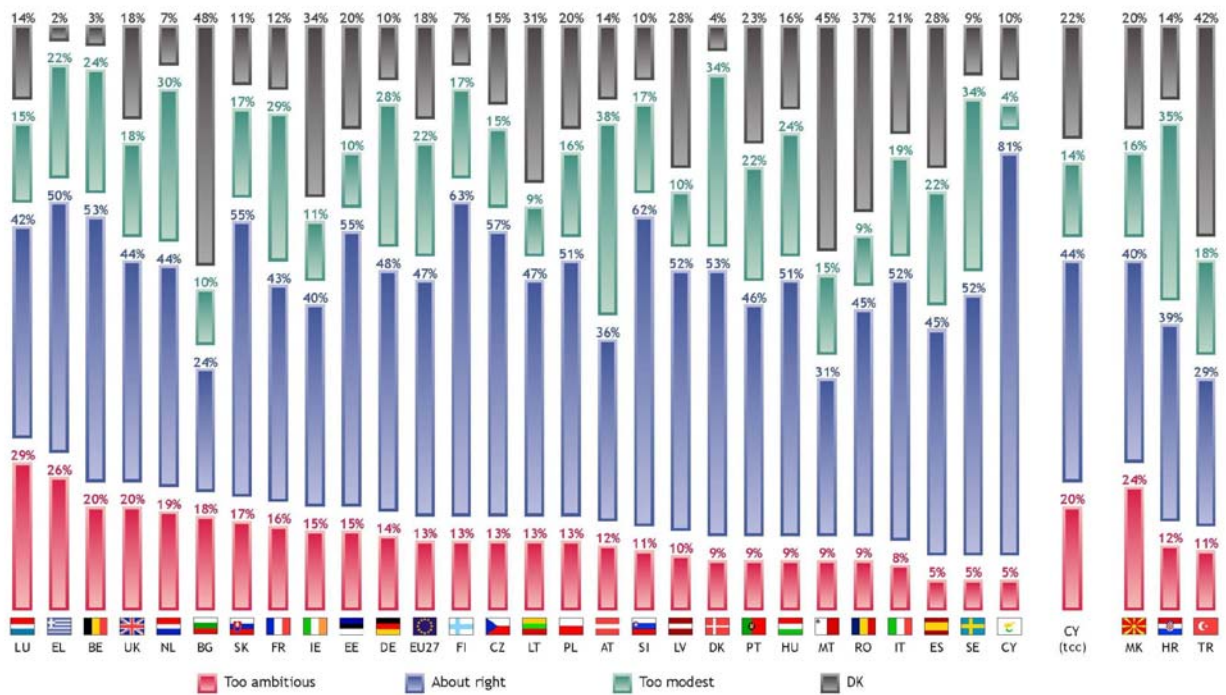
- A very high share of Dutch and Luxembourg respondents find the international reduction of 30% to be too ambitious (43% both). Around three-quarters of Belgians (34%) and UK respondents (32%) are of the same view.
- A third of Austrians think that this target is too modest (33%).

Question: QE11. In order to limit the impact of climate change, the European Union is also proposing an international agreement which would commit the major world economies to a target of 30% reduction of greenhouse gas emissions by 2020 compared to 1990. Thinking about this objective, would you say that it is too ambitious, about right or too modest?



- Luxembourgers again feature highly as feeling the target of increasing the EU share of energy provided by renewables to 20% is too ambitious (29%). Greeks rank second in terms of holding this view (26%).
- Austrians are again the most likely to consider the target too modest (38%), with this view also highly prevalent in Sweden and Denmark (34% both).

Question: QE12. The European Union has the objective of increasing the share of renewable energy to 20% by 2020. Thinking about this objective, would you say that it is too ambitious, about right or too modest?



– Many Bulgarians and Maltese struggle to offer an opinion on the targets –

A final aspect of results concerning the three targets is the “Don’t know” rate. This reveals the extent to which respondents feel able or not to offer an opinion on the targets – which may in turn be driven by a lack of knowledge on Climate change in general, or on how the targets would be implemented.

The table on the following page shows “Don’t know” rates for each of the three targets and the average rate across all three. At EU level, this average is high at 17%.

This high rate is understandable given that for many respondents we would expect it to be difficult to evaluate these targets without their being aware of their practical implications for governments, citizens and themselves.

For the individual countries, we see that generally speaking, the rates are more or less the same across all three targets. As just one example, the Romanian figure for each of the three targets is 37%.

Taking the average rate, we see that an especially high proportion of Bulgarian (46%) and Maltese (43%) respondents are unable to answer. The same is also true for many Romanian (37%) and Irish respondents (33%).

At the other end of the scale, just 2% of Greek respondents and 4% of Belgian and Danish respondents are unable to answer.

Amongst the Candidate countries, we see that on average 4 in 10 Turkish respondents do not give a response.

% answering "Don't know": individual questions + average

	QE10 (EU reduction)	QE11 (International reduction)	QE12 (Increase EU renewables)	Average
EU27	16%	17%	18%	17%
BG	45%	45%	48%	46%
MT	40%	44%	45%	43%
RO	37%	37%	37%	37%
IE	32%	34%	34%	33%
LT	27%	29%	31%	29%
ES	25%	27%	28%	27%
LV	24%	26%	28%	26%
PT	23%	24%	23%	23%
IT	19%	20%	21%	20%
EE	18%	21%	20%	20%
PL	18%	20%	20%	19%
UK	17%	18%	18%	18%
HU	16%	17%	16%	16%
CZ	14%	15%	15%	15%
LU	13%	14%	14%	14%
AT	12%	11%	14%	12%
FR	10%	11%	12%	11%
DE	10%	11%	10%	10%
CY	10%	10%	10%	10%
SK	9%	10%	11%	10%
SE	8%	9%	9%	9%
SI	7%	8%	10%	8%
NL	7%	8%	7%	7%
FI	6%	7%	7%	7%
DK	4%	4%	4%	4%
BE	4%	4%	3%	4%
EL	2%	3%	2%	2%
CY (tcc)	9%	22%	22%	18%
TR	38%	40%	42%	40%
MK	19%	20%	20%	20%
HR	13%	13%	14%	13%

–Education a key factor in opinion here–

Looking at different socio-demographic factors reveals that:

- ✓ For each of the three targets, men are less likely than women to answer that they "Don't Know". On the other hand, they are more likely to think each of the targets is too ambitious.
- ✓ The 55+ age group is more likely than the other age groups to give a "Don't know" response. The youngest age segment is the most likely to consider target levels are about right. Again these observations hold true for all three statements.
- ✓ Respondents who ended their education at the age of 15 or earlier have very high "Don't know" rates – between 26% and 28% depending on the target in question. As education length increases, this rate decreases. For the two questions on reducing emissions, the consequences of this are expressed mostly in an increase of "about right" answers, For the target concerning renewable sources, we see the 'extra' answers from the longer-educated respondents are distributed between "about right" and "too modest" answers.

	QE 10 (EU Reduction)				QE 11 (International reduction)				QE12 (Increase EU Renewables)			
	Too ambitious	About right	Too modest	DK	Too ambitious	About right	Too modest	DK	Too ambitious	About right	Too modest	DK
EU27	16%	47%	21%	16%	22%	46%	15%	17%	13%	47%	22%	18%
Sex												
Male	18%	48%	21%	13%	25%	46%	16%	13%	15%	48%	24%	13%
Female	14%	46%	20%	20%	19%	45%	15%	21%	12%	46%	21%	21%
Age												
15-24	14%	53%	19%	14%	20%	50%	14%	16%	12%	52%	21%	15%
25-39	17%	49%	21%	13%	23%	48%	16%	13%	13%	49%	25%	13%
40-54	17%	46%	24%	13%	22%	46%	17%	15%	14%	46%	25%	15%
55 +	17%	43%	18%	22%	22%	41%	14%	23%	14%	44%	19%	23%
Education (End of)												
15-	15%	41%	18%	26%	18%	40%	15%	27%	13%	41%	18%	28%
16-19	18%	47%	20%	15%	24%	45%	15%	16%	15%	48%	21%	16%
20+	16%	51%	25%	8%	24%	51%	16%	9%	12%	52%	28%	8%
Still Studying	13%	55%	20%	12%	19%	54%	14%	13%	11%	53%	23%	13%



Overall, however, we stress that despite the variations outlined above, the European public are largely confident concerning the analysed objectives in that a minority consider them to be too optimistic and the most common viewpoint is that they are pitched at a level described as 'about right'. The sum of the "about right" and "too modest" scores is above 60% for all three objectives. At the same time, regarding the prospect of an international agreement to cut emissions by 30%, we note that the most prominent opinion is that this objective is 'about right' – nonetheless those who consider it too ambitious outweigh those who think it to be too modest.

4. Citizens' involvement in fighting climate change

4.1 Actions taken to fight climate change

- Waste separation and the reduction of energy and water consumption are the most common actions in the fight against climate change -

The most common actions citizens have taken in order to fight climate change²⁴, appear to be those that normally require the least personal and financial effort: waste separation and reducing the consumption of energy, water and disposable items. It is noteworthy that "green" communication campaigns often focus on these particular actions, because they are relatively easy to take and behavioural change among citizens seems achievable. The possible impact of citizens' desire to save costs by reducing their consumption of water and energy should also be taken into account.

The second set of actions that people take require more personal efforts, a more active approach and they are generally without clear cost-benefits: choosing environmentally friendly transport, buying seasonal and local products, reducing car use and purchasing a more environmentally friendly car.

The actions ranking at the bottom of the list are those that require stronger personal commitment and are rather expensive: avoiding short-haul flights, switching to a "green" energy supplier and installing equipment for generating renewable energy at home.

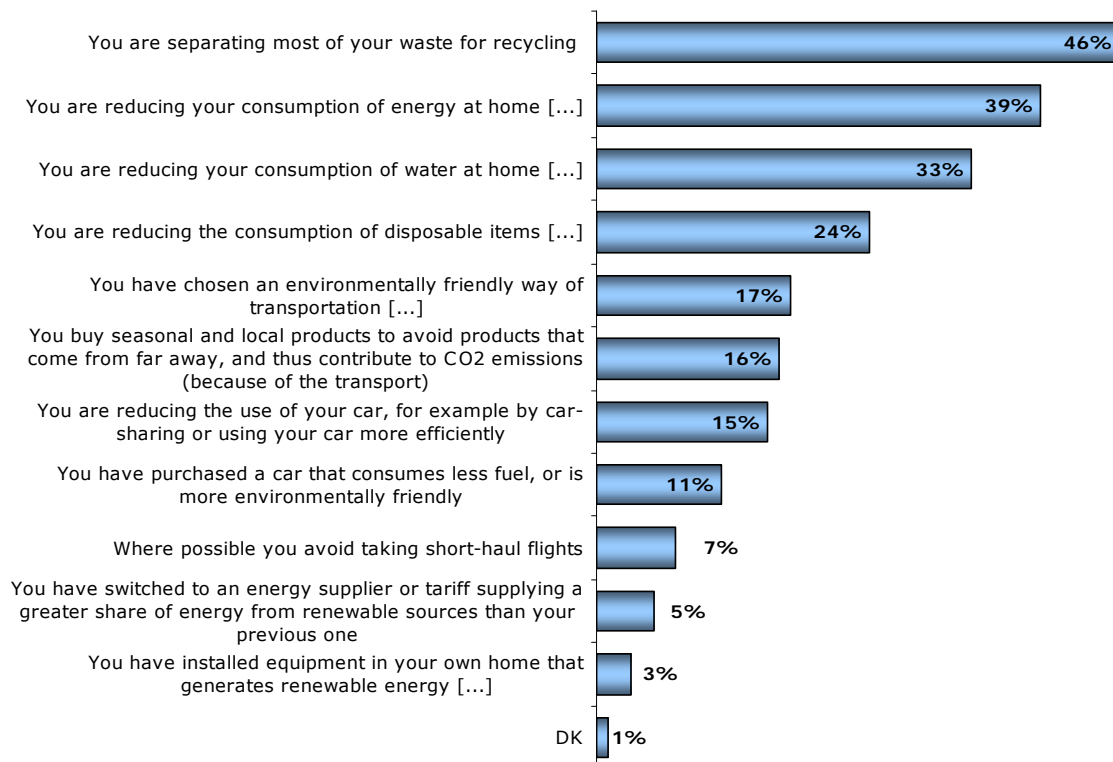
These results are very much in line with the findings of a previous Eurobarometer survey, measuring citizens' attitudes towards the environment²⁵.

²⁴QE6 Which of the following actions aimed at fighting climate change have you personally taken? (MULTIPLE ANSWERS POSSIBLE)

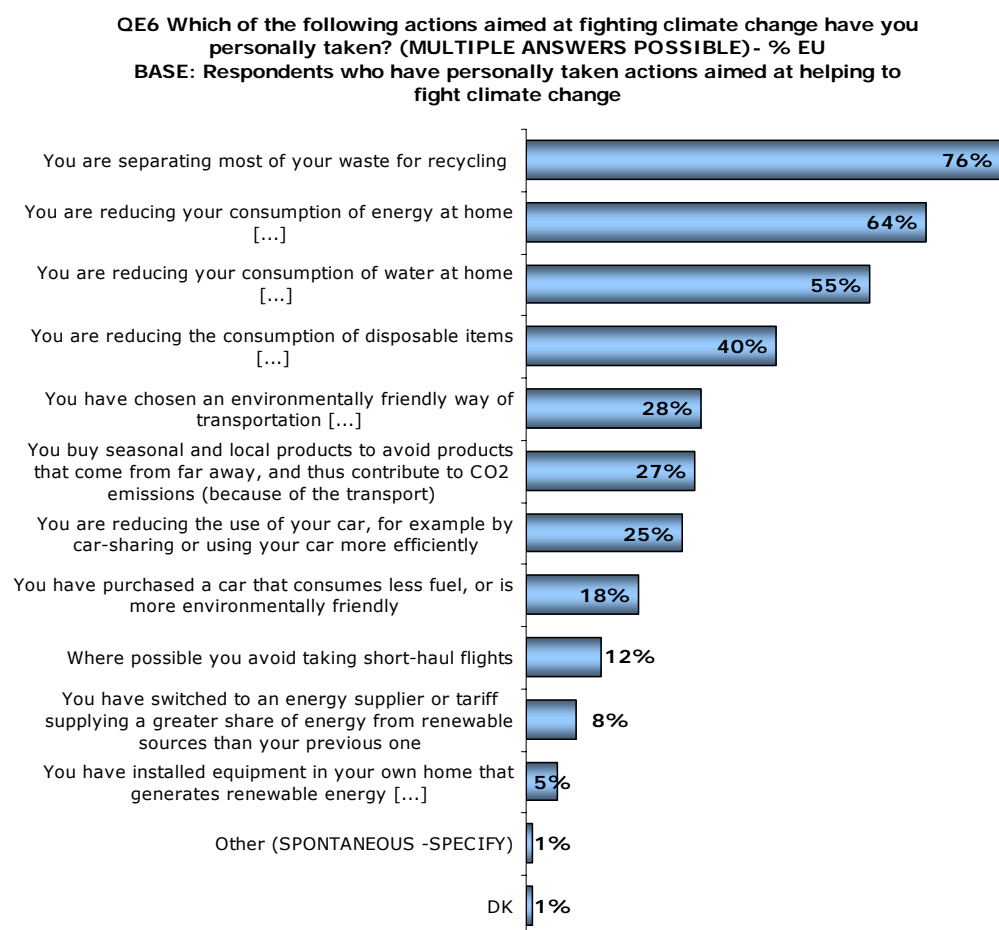
²⁵*Attitudes of European citizens towards the environment*. Special Eurobarometer 295. (Fieldwork: November – December 2007)

QE6 Which of the following actions aimed at fighting climate change have you personally taken?

(MULTIPLE ANSWERS POSSIBLE)- % EU



The following graph shows the proportions of different actions taken at EU level, within the group of respondents **that actually took personal action against climate change**.



We now turn to the results at country level and focus on the **group of citizens that have taken action to fight climate change**.

Waste separation is undoubtedly the most commonly undertaken action to fight climate change in the countries surveyed. It ranks first on the list of taken actions in the vast majority of countries. The separation of waste for recycling appears to be particularly well-established in France and Luxembourg, and also in the United Kingdom and Germany.

In a not insignificant number of countries, the **reduction of energy consumption** appears to be the most widespread action among citizens in order to combat climate change. This action is taken by Cypriot, Danish and Dutch respondents in particular. It is however likely that the cost-saving aspects of using less energy play an important role here as well.

There are also a significant number of countries where **reducing water consumption** is the most popular way of helping to fight climate change. This is especially the case in Cyprus and Greece as well as in Turkey.

In Luxembourg and Ireland, relatively high proportions of citizens say that they **reduce their use of disposable items**. Among Dutch and Latvian citizens, the choice of **environmentally friendly transport** appears to be relatively common, while **buying seasonal products** is done mainly in Austria, Sweden and Germany. The Swedes and the Dutch are particularly likely to **use their car less**, while the Germans and Luxembourgers²⁶ relatively commonly **purchase a more "green" car**.

Furthermore, we see that Swedes relatively often **avoid taking short-haul flights** and **have installed equipment generating renewable energy in their homes**. Meanwhile, Dutch respondents were relatively likely to **switch to a "green" energy supplier**.

²⁶ Also respondents in the Turkish Cypriot Community were relatively likely to purchase a more environmentally friendly car.(31%)

QE6 Which of the following actions aimed at fighting climate change have you personally taken? (MULTIPLE ANSWERS POSSIBLE)

Base: Respondents who have personally taken actions aimed at helping to fight climate change

	You are separating most of your waste for recycling	You are reducing your consumption of energy at home	You are reducing your consumption of water at home	You are reducing the consumption of disposable items	You have chosen an environmentally friendly way of transportation	You buy seasonal and local products to avoid products that come from far away, and thus contribute to CO2 emissions	You are reducing the use of your car, for example by car-sharing or using your car more efficiently	You have purchased a car that consumes less fuel, or is more environmentally friendly	Where possible you avoid taking short-haul flights	You have switched to an energy supplier or tariff supplying a greater share of energy from renewable sources than your previous one	You have installed equipment in your own home that generates renewable energy	DK
EU27	76%	64%	55%	40%	28%	27%	25%	18%	12%	8%	5%	1%
BE	81%	66%	62%	57%	33%	32%	33%	22%	10%	14%	6%	-
BG	41%	55%	49%	24%	35%	20%	13%	12%	4%	2%	1%	2%
CZ	83%	67%	61%	45%	40%	24%	18%	13%	12%	5%	1%	1%
DK	72%	80%	71%	45%	42%	28%	21%	22%	18%	7%	11%	1%
DE	87%	79%	72%	55%	30%	40%	34%	30%	25%	9%	7%	0%
EE	68%	65%	55%	35%	24%	33%	22%	20%	6%	7%	2%	2%
EL	55%	64%	71%	21%	38%	25%	18%	6%	3%	3%	3%	-
ES	73%	55%	55%	18%	24%	7%	18%	6%	6%	6%	0%	0%
FR	90%	66%	64%	48%	28%	39%	32%	22%	10%	3%	7%	0%
IE	79%	58%	42%	61%	22%	20%	13%	10%	6%	7%	3%	1%
IT	61%	48%	42%	28%	21%	18%	22%	18%	5%	7%	2%	2%
CY	31%	84%	92%	12%	14%	16%	23%	13%	3%	1%	18%	-
LV	45%	44%	49%	44%	49%	30%	10%	18%	6%	1%	3%	1%
LT	52%	40%	53%	30%	38%	13%	9%	14%	5%	2%	1%	3%
LU	90%	80%	68%	63%	38%	39%	25%	29%	6%	7%	7%	-
HU	59%	72%	62%	32%	37%	19%	19%	12%	10%	3%	2%	2%
MT	53%	68%	61%	39%	12%	26%	11%	12%	1%	4%	8%	1%
NL	76%	79%	47%	42%	49%	24%	37%	20%	10%	30%	6%	0%
AT	81%	63%	48%	57%	38%	43%	29%	16%	23%	12%	9%	0%
PL	58%	55%	48%	39%	24%	17%	11%	15%	5%	3%	3%	3%
PT	60%	50%	52%	20%	11%	11%	12%	4%	3%	5%	2%	2%
RO	37%	56%	56%	28%	40%	15%	7%	15%	4%	6%	1%	6%
SI	80%	70%	66%	33%	38%	20%	24%	23%	5%	2%	6%	1%
SK	82%	73%	73%	30%	40%	20%	18%	12%	9%	2%	1%	0%
FI	71%	69%	44%	51%	36%	34%	32%	27%	22%	12%	9%	1%
SE	85%	73%	37%	48%	41%	42%	41%	27%	33%	18%	19%	0%
UK	87%	62%	37%	39%	21%	27%	25%	17%	11%	13%	5%	1%
CY (tcc)	14%	40%	50%	18%	17%	9%	20%	31%	8%	10%	11%	12%
HR	60%	62%	56%	29%	26%	19%	17%	14%	4%	2%	2%	1%
TR	9%	69%	84%	8%	14%	4%	6%	4%	7%	4%	1%	2%
MK	25%	60%	48%	15%	40%	16%	23%	4%	4%	4%	3%	3%

Highest score per item

xx

Highest score per country

A **socio-demographic breakdown** shows that most of these actions aiming at fighting climate change are primarily taken by women, except for the step of purchasing a "green" car, which is more frequently taken by men.

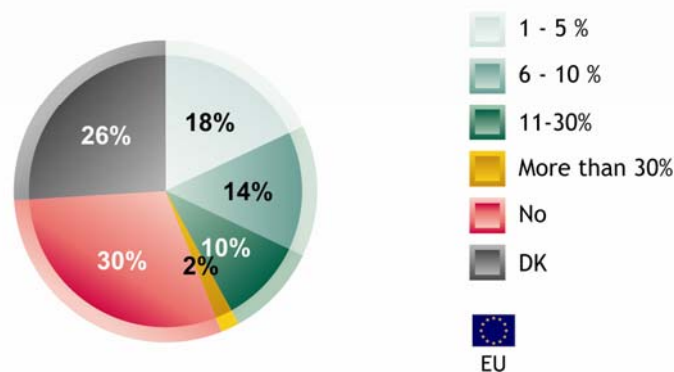
- ✓ The likelihood of having undertaken any of the listed actions to fight climate change generally increases with respondents' **age and educational levels**. This is however not true for the choice of environmentally friendly transport, which is more common among younger than older respondents, and the reduction of water consumption, which is equally common across the educational categories.
- ✓ Respondents in **rural areas** are more likely than those in **large towns** to have taken any of the actions listed. The use of environmentally friendly transport is however more common in large towns than in rural areas, which could logically be explained by the greater availability of public transport in urban areas.
- ✓ Respondents who **feel informed** about climate change (its causes, consequences and the ways to fight it) take more action to fight it than those who feel poorly informed. However, this does not apply to the reduction of water consumption, which is equally common in both groups of respondents.
- ✓ Those who think that climate change is a **serious problem** seem also most inclined to take actions to fight it.

4.2 Preparedness to pay more for green energy

- A significant proportion of Europeans is willing to pay more for green energy -

44% of Europeans say that they would be ready to pay between 1% and 30% more for green energy. 30% would not be willing to pay more and over a quarter (26%) have no opinion. These categories have been constructed upon respondents' open answers to the question of how much more they would be ready to pay (as a percentage)²⁷.

Question: QE9. Personally, how much would you be prepared to pay more for energy produced from sources that emit less greenhouse gases in order to fight the climate change? In average, how much, in percent, would you be ready to pay more?



The strongest willingness to pay more for green energy exists in Denmark, Greece, Slovenia and the Netherlands, while Romanian, German and British respondents would be the least inclined to pay more.

In terms of the actual extra amount that citizens would be willing to spend on average, we see that Danish, Swedish and Bulgarian respondents appear to be the most generous and Portuguese, Spaniards and Austrians the least.

²⁷ QE9 Personally, how much would you be prepared to pay more for energy produced from sources that emit less greenhouse gases in order to fight the climate change? In average, how much, in percent, would you be ready to pay more?


QE9 Personally, how much would you be prepared to pay more for energy produced from sources that emit less greenhouse gases in order to fight the climate change? In average, how much, in percent, would you be ready to pay more?

	Ready to pay more	Not ready to pay more	DK	Average %
EU27	44%	30%	26%	12.1
DK	72%	16%	12%	19.2
EL	71%	16%	13%	11.1
NL	68%	19%	13%	13.1
SI	68%	16%	16%	11.5
SE	68%	15%	17%	18.7
BE	64%	25%	11%	10.8
FI	59%	25%	16%	13.8
CY	58%	14%	28%	15.2
AT	57%	21%	22%	9.7
SK	49%	17%	34%	12.4
PL	48%	22%	30%	12.6
HU	47%	24%	29%	12.2
EE	44%	27%	29%	13.7
LU	44%	22%	34%	12.3
DE	42%	42%	16%	10.5
FR	42%	38%	20%	12.0
LT	42%	32%	26%	12.9
CZ	42%	24%	34%	12.2
IT	41%	16%	43%	11.9
ES	40%	23%	37%	8.3
IE	39%	19%	42%	14.6
UK	36%	41%	23%	13.3
LV	31%	38%	31%	14.8
RO	29%	49%	22%	16.6
MT	27%	36%	37%	14.8
BG	27%	33%	40%	18.2
PT	26%	32%	42%	7.2
CY (tcc)	46%	13%	41%	31.0
TR	63%	37%	0%	12.9
HR	61%	20%	19%	14.0
MK	45%	18%	37%	16.4

In **socio-demographic terms**, it appears that

- ✓ **Men** are more willing than women to pay more for green energy. They are also more likely to have an opinion on the matter.
- ✓ In terms of respondents' **age**, most willingness to pay more can be found among people aged 25-39. The average increase they are prepared to pay, however, is highest among the youngest respondents. The least willing to pay more are respondents in the age group aged 55+.
- ✓ The willingness to pay more for "green" energy also increases significantly with respondents' **educational levels**. It again needs to be borne in mind that the level of "don't know" replies is considerably higher among respondents who finished their education when they were relatively young than among those that studied longer.
- ✓ Managers are by far the most willing **occupational group** to pay more for green energy, whereas retired and unemployed people are the least willing. This is most probably linked to the differences in income between those groups.
- ✓ Respondents who feel **informed about climate change** (its causes, consequences and the ways to fight it) are significantly more willing to pay extra for green energy than those describing themselves as not well informed. "Don't know" replies are however much more frequent in the latter group than in the former.
- ✓ Those who think that climate change is a **very serious problem** are much more willing to pay extra for green energy than those that do not consider climate change to be very serious. Interestingly, the rates of "don't know" replies are much higher among respondents that find climate change a very serious issue than among those who hold the opposite opinion.

QE9 Personally, how much would you be prepared to pay more for energy produced from sources that emit less greenhouse gases in order to fight the climate change? In average, how much, in percent, would you be ready to pay more?

	Ready to pay more	Not ready to pay more	DK	Average %
 EU27	44%	30%	26%	12,1
Sex				
Male	46%	30%	24%	12,5
Female	41%	31%	28%	11,7
Age				
15-24	45%	24%	31%	14,7
25-39	49%	28%	23%	12,5
40-54	47%	28%	25%	11,9
55 +	37%	36%	27%	10,5
Education (End of)				
15-	30%	40%	30%	9,2
16-19	42%	33%	25%	11,0
20+	60%	21%	19%	13,6
Still Studying	47%	20%	33%	16,3
Respondent occupation scale				
Self- employed	53%	24%	23%	12,1
Managers	62%	22%	16%	13,3
Other white collars	49%	24%	27%	12,1
Manual workers	43%	32%	25%	11,4
House persons	36%	31%	33%	10,2
Unemployed	34%	42%	24%	11,7
Retired	35%	38%	27%	10,7
Students	47%	20%	33%	16,3
Level of information about the causes of climate change				
Informed	52%	26%	22%	13,0
Not informed	35%	35%	30%	10,4
Level of information about the consequences of climate change				
Informed	51%	27%	22%	12,9
Not informed	34%	35%	31%	10,5
Level of information about ways to fight climate change				
Informed	53%	26%	21%	13,0
Not informed	35%	35%	30%	10,7
Perception of climate change				
Not a serious problem	35%	46%	19%	10,6
A fairly serious problem	39%	37%	24%	10,9
A very serious problem	47%	27%	26%	12,4

It is, furthermore, interesting to see whether respondents who took action against climate change are also more willing to pay more for green energy than those who did not take action. The table below shows that this indeed is the case.

QE9 Personally, how much would you be prepared to pay more for energy produced from sources that emit less greenhouse gases in order to fight the climate change? In average, how much, in percent, would you be ready to pay more?

QE5.6 For each of the following statements, please tell me whether you totally agree, tend to agree, tend to disagree or totally disagree...?

You personally have taken actions aimed at helping to fight climate change

	1 - 5 %	6 - 10 %	11 - 20 %	21 - 30 %	31 - 40 %	41 - 50 %	More than 50%	No	DK
EU27	18%	14%	7%	3%	0%	1%	1%	30%	26%
Total "Agree"	19%	17%	9%	3%	1%	1%	1%	26%	23%
Total "Disagree"	18%	11%	5%	2%	0%	1%	0%	37%	26%
DK	9%	6%	2%	1%	0%	0%	0%	35%	47%

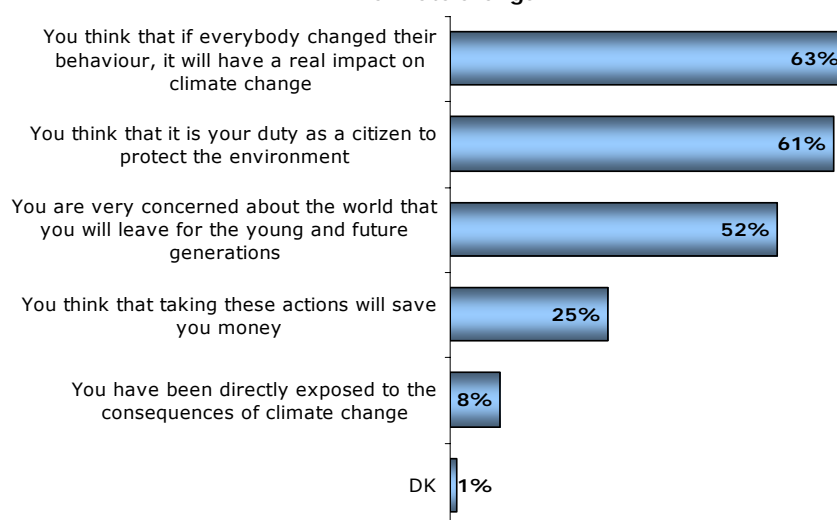
4.3 Reasons for taking action against climate change

- *"The principle of the common effort" is the most common reason for taking action against climate change -*

Among the reasons for taking action to fight climate change, the three following appear to be the most common within the EU²⁸: respondents think that if everybody changed their behaviour, it would have a real impact on climate change (63%); that it is their duty as citizens to protect the environment (61%); and that they are concerned about the world that they leave for future generations (52%)²⁹. Fewer respondents are motivated by cost-saving aspects (25%). A rather marginal proportion (8%), take action against climate change because they have been directly exposed to the consequences of it.

**QE7 There are many reasons why people take actions aimed at fighting climate change. Please tell me which of the following apply to you?
(MULTIPLE ANSWERS POSSIBLE)- % EU**

BASE: Respondents who have personally taken action to fight climate change



In the vast majority of countries, the main reason for taking action against climate change is that one believes that **if everybody changed their behaviour, it would make a real difference**. In Sweden and Slovakia nearly eight in ten (both 79%) of "action takers" give this as a reason. The largest proportion of Cypriot respondents who have taken personal action, however, take action to fight climate change because they think that it is **their duty as a citizen** to do so (89%). In Malta (85%) and Denmark (81%) too, more than eight in ten respondents share this view.

²⁸ This concerns respondents who have personally taken action to fight climate change, i.e. 61% of the total sample.

²⁹ QE7 There are many reasons why people take actions aimed at fighting climate change. Please tell me which of the following apply to you? (MULTIPLE ANSWERS POSSIBLE)

A significant proportion of Danes also express their concern about the world that they leave **for future generations** – this motivates eight in ten Danish respondents in taking action against climate change.

In Slovakia, a relatively large proportion of respondents take action because they think that it will help them **save money** (47%). The reason for just under a third of Turkish (32%) and Cypriot (31%), and a quarter of Hungarian respondents to take action against climate change is that they have been **directly exposed to the consequences of climate change**. This is well above the EU average of 8%.

QE7 There are many reasons why people take actions aimed at fighting climate change. Please tell me which of the following apply to you? (MULTIPLE ANSWERS POSSIBLE)

BASE: Respondents who have personally taken actions to fight climate change

	You think that if everybody changed their behaviour, it will have a real impact on climate change	You think that it is your duty as a citizen to protect the environment	You are very concerned about the world that you will leave for the young and future generations	You think that taking these actions will save you money	You have been directly exposed to the consequences of climate change	DK
EU27	63%	61%	52%	25%	8%	1%
BE	62%	59%	56%	45%	9%	1%
BG	67%	65%	39%	30%	6%	5%
CZ	60%	47%	42%	22%	5%	1%
DK	76%	81%	80%	34%	8%	0%
DE	61%	69%	59%	28%	10%	1%
EE	63%	60%	53%	17%	13%	1%
EL	70%	80%	58%	15%	12%	0%
ES	64%	62%	38%	24%	6%	0%
FR	68%	69%	65%	29%	9%	0%
IE	71%	57%	46%	29%	6%	3%
IT	59%	47%	37%	17%	5%	1%
CY	71%	89%	64%	21%	31%	0%
LV	53%	51%	41%	14%	7%	2%
LT	61%	69%	34%	15%	13%	3%
LU	76%	71%	66%	29%	8%	1%
HU	61%	58%	47%	25%	25%	1%
MT	74%	85%	41%	22%	17%	1%
NL	66%	58%	59%	20%	12%	2%
AT	65%	66%	60%	24%	9%	0%
PL	57%	50%	31%	25%	5%	3%
PT	58%	55%	33%	26%	8%	2%
RO	58%	73%	56%	37%	18%	3%
SI	68%	61%	59%	33%	14%	0%
SK	79%	68%	47%	47%	6%	0%
FI	69%	61%	59%	23%	8%	0%
SE	79%	69%	67%	28%	6%	1%
UK	58%	52%	53%	19%	6%	2%
CY (tcc)	77%	72%	39%	36%	16%	4%
HR	63%	60%	44%	35%	9%	1%
TR	58%	66%	56%	33%	32%	3%
MK	63%	68%	44%	18%	12%	6%

Highest score per item

XX highest score per country

In **socio-demographic terms**, it appears that:

- ✓ Acting because one thinks that protection of the environment is one's duty as a citizen appears to be more common among **older** respondents than among younger ones. The group of respondents aged 40-54 years is most concerned about the world they leave for future generations, those aged between 15 and 24 years the least.
- ✓ The three main reasons for taking action against climate change – the belief in the “principle of the collective effort”, the idea that it is the duty of citizens, and concerns for future generations – are all mentioned more frequently by respondents who **studied** longer (until the age of 20 or beyond) than those who finished school earlier.
- ✓ Those who personally took action and describe themselves as leaning to the political left more often give their concerns for future generations as a reason for their actions than those to the right of the political spectrum.
- ✓ Respondents living in **rural areas** more frequently explain their involvement in fighting climate change by their concerns for future generations and cost-saving reasons than people who live in large towns. They are also slightly more inclined to think that it is their duty as a citizen to protect the environment.
- ✓ Those who feel **informed** about the causes and consequences of climate change and the ways to fight it are more likely to give any of the listed reasons for taking action, than respondents who do not feel well informed about these issues. Saving money, however, was mentioned equally often by both groups of respondents.
- ✓ Saving money was more often mentioned as a reason by those who personally took action and by those who do not consider climate change to be **a serious problem** than by those who do think it a very serious issue. Respondents in the latter group, in turn, refer to the other possible reasons listed considerably more often than those in the former.

QE7 There are many reasons why people take actions aimed at fighting climate change. Please tell me which of the following apply to you? (MULTIPLE ANSWERS POSSIBLE)

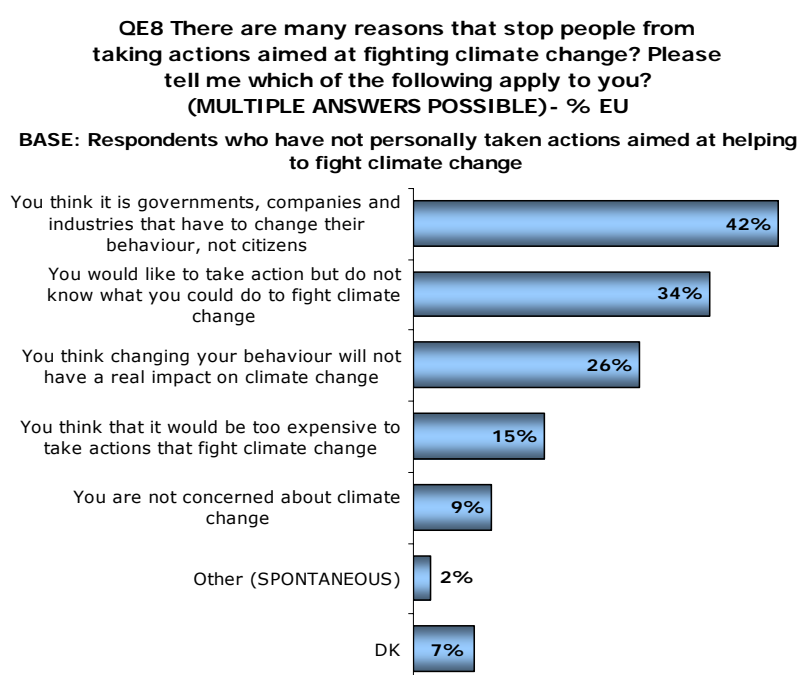
Base: Respondents who have personally taken action to fight climate change

	You think that if everybody changed their behaviour, it will have a real impact on climate change	You think that it is your duty as a citizen to protect the environment	You are very concerned about the world that you will leave for the young and future generations	You think that taking these actions will save you money	You have been directly exposed to the consequences of climate change	DK
EU27	63%	61%	52%	25%	8%	1%
Age						
15-24	64%	56%	44%	23%	8%	1%
25-39	65%	58%	49%	25%	9%	1%
40-54	63%	62%	55%	24%	8%	1%
55 +	60%	65%	53%	26%	8%	2%
Education (End of)						
15-	59%	60%	48%	26%	7%	2%
16-19	62%	60%	51%	26%	8%	1%
20+	67%	65%	58%	24%	10%	1%
Still Studying	65%	60%	43%	23%	9%	1%
Left-Right scale						
(1-4) Left	65%	63%	57%	25%	9%	1%
(5-6) Centre	62%	62%	53%	26%	8%	1%
(7-10) Right	63%	62%	50%	27%	8%	1%
Subjective urbanisation						
Rural village	63%	63%	54%	28%	8%	1%
Small/ mid size town	63%	60%	51%	24%	8%	1%
Large town	62%	60%	49%	23%	9%	1%
Level of information about the causes of climate change						
Informed	65%	63%	54%	25%	9%	1%
Not informed	58%	57%	46%	25%	7%	2%
Level of information about the consequences of climate change						
Informed	65%	63%	54%	25%	9%	1%
Not informed	58%	58%	47%	26%	7%	2%
Level of information about ways to fight climate change						
Informed	65%	63%	54%	25%	9%	1%
Not informed	59%	58%	48%	25%	8%	1%
Perception of climate change						
Not a serious problem	37%	53%	36%	29%	4%	3%
A fairly serious problem	47%	53%	45%	26%	5%	2%
A very serious problem	67%	63%	54%	25%	9%	1%

4.4 Reasons for not taking action against climate change

- A considerable proportion of Europeans would like to take action but do not know how to fight climate change -

The prime reason among Europeans³⁰ for not taking action against climate change³¹ is the belief that governments, companies and industries should change their behaviour rather than citizens themselves (42%). In second place, a 34% of citizens confirm that **they would like to take action but do not know what they could actually do to contribute to fighting climate change**. Around a quarter (26%) feel that changing one's behaviour would not have any actual impact on climate change and 15% believe that taking action against climate change would be too expensive. Nearly a tenth (9%) say that they are not concerned about climate change. Another 7% have no opinion.



Results at **country level** are relatively consistent when looking at citizens' major reasons for not taking action against climate change. In a majority of countries, citizens point the finger at **governments, companies and industries** rather than at citizens when considering the behavioural changes needed for combating climate change. There is no country where this tendency is as pronounced as in Cyprus, where nearly three quarters of respondents (74%) give this as a reason for not taking action personally. This is in sharp contrast with public opinion in Sweden and Ireland. In these countries only 14% and 17% respectively hold this opinion.

Lacking information about how to actually take action against climate change appears to be a particularly common reason for not doing so in Greece (54%) and Romania (50%) as well as in Turkey (51%).

³⁰ This concerns respondents who have did not personally take action to fight climate change, i.e. 31% of the total sample.

³¹QE8 There are many reasons that stop people from taking actions aimed at fighting climate change? Please tell me which of the following apply to you? (MULTIPLE ANSWERS POSSIBLE)

Estonians are particularly likely to say that their reason for not taking action against climate change is that **changing their behaviour would not really have an impact on climate change**. The idea that "action-taking" would be **too expensive** is used as a reason, particularly in Sweden, Luxembourg and Belgium.

Finally, not taking any action is sometimes explained by the fact that one is **not concerned about climate change**. This is particularly the case in Belgium, the Netherlands, the United Kingdom and Sweden.

QE8 There are many reasons that stop people from taking actions aimed at fighting climate change? Please tell me which of the following apply to you? (MULTIPLE ANSWERS POSSIBLE)

BASE: Respondents who have not personally taken actions aimed at helping to fight climate change

	You think it is governments, companies and industries that have to change their behaviour, not citizens	You would like to take action but do not know what you could do to fight climate change	You think changing your behaviour will not have a real impact on climate change	You think that it would be too expensive to take actions that fight climate change	You are not concerned about climate change	Other (SPONT.)	DK
EU27	42%	34%	26%	15%	9%	2%	7%
BE	35%	22%	28%	22%	21%	4%	4%
BG	40%	35%	37%	14%	3%	1%	7%
CZ	48%	36%	21%	10%	10%	-	4%
DK	37%	40%	36%	17%	7%	7%	4%
DE	42%	41%	30%	18%	13%	2%	4%
EE	37%	43%	46%	9%	8%	-	5%
EL	60%	54%	30%	8%	1%	-	0%
ES	47%	40%	19%	12%	4%	2%	8%
FR	49%	30%	28%	20%	8%	2%	2%
IE	17%	27%	18%	20%	12%	1%	30%
IT	43%	31%	19%	14%	5%	1%	9%
CY	74%	36%	29%	9%	-	-	5%
LV	42%	36%	29%	10%	5%	1%	3%
LT	38%	35%	32%	13%	7%	1%	6%
LU*	54%	30%	37%	22%	7%	2%	8%
HU	59%	21%	27%	18%	6%	1%	5%
MT	38%	43%	20%	14%	2%	3%	12%
NL	31%	23%	36%	14%	20%	5%	9%
AT	51%	40%	36%	12%	8%	0%	4%
PL	39%	28%	21%	11%	6%	-	13%
PT	40%	29%	21%	12%	4%	2%	12%
RO	40%	50%	28%	17%	5%	-	13%
SI	52%	29%	37%	19%	11%	-	1%
SK	55%	48%	33%	11%	3%	-	11%
FI	35%	33%	25%	16%	11%	5%	4%
SE	14%	42%	33%	22%	18%	2%	4%
UK	24%	27%	28%	11%	19%	2%	9%
CY (tcc)	40%	35%	22%	14%	8%	-	28%
HR	48%	32%	26%	7%	10%	1%	7%
TR	50%	51%	26%	15%	5%	-	4%
MK	50%	47%	36%	11%	4%	0%	6%

*The respondents base in these countries is relatively small. Results are therefore only indicative.

Highest score per item

XX highest score per country

From a **socio-demographic point of view**, we see that:

- ✓ **Men** more frequently than women tend to point to the responsibility of governments, companies and industries. **Women**, on the contrary, more often say that they would like to take action but do not exactly know how.
- ✓ Respondents in the **age** of 40-54 are most often reluctant to take action to fight climate change because they think it is governments', companies' and industries' responsibility to do so.
- ✓ The responsibility of governments, companies and industries is also more of a reason for not taking action among respondents with the longest **education** (ending at the age of 20 or later) than for their less educated counterparts. A similar pattern applies to the reason that one lacks knowledge to actually take action.
- ✓ Respondents who position themselves to the left of the **political scale** are more inclined than those on the political right to give high costs as a reason for not taking action against climate change, while those leaning to the right more often give the reason that they are not concerned about climate change.
- ✓ Respondents' **subjective level of information** about several issues related to climate change appears to have only a marginal impact on their reasons for not taking any action against climate change. A lack of knowledge about ways to fight climate change is obviously more often a reason for respondents who do not feel informed about different ways to fight climate change than for those who do feel informed.
- ✓ Respondents who consider climate change to be a **very serious problem** are more inclined than those who hold the opposite opinion to say that they do not take action because it is rather the responsibility of governments, companies and industry and because they do not know how to actually take action. Conversely, those who do not find climate change a serious issue rather say that changing their behaviour would not have an impact on climate change or that they are not concerned about the issue.

QE8 There are many reasons that stop people from taking actions aimed at fighting climate change? Please tell me which of the following apply to you? (MULTIPLE ANSWERS POSSIBLE)

Base: Respondents who have personally not taken actions aimed at helping to fight climate change

	You think it is governments, companies and industries that have to change their behaviour, not citizens	You would like to take action but do not know what you could do to fight climate change	You think changing your behaviour will not have a real impact on climate change	You think that it would be too expensive to take actions that fight climate change	You are not concerned about climate change	Other (SPONT.)	DK
EU27	42%	34%	26%	15%	9%	2%	7%
Sex							
Male	44%	32%	27%	16%	9%	2%	7%
Female	40%	36%	25%	14%	8%	2%	8%
Age							
15-24	38%	36%	27%	16%	9%	2%	8%
25-39	43%	37%	23%	18%	6%	1%	6%
40-54	46%	35%	28%	15%	9%	2%	6%
55 +	41%	30%	27%	11%	11%	1%	8%
Education (End of)							
15-	41%	30%	27%	13%	10%	1%	9%
16-19	43%	36%	26%	17%	9%	1%	6%
20+	44%	34%	28%	15%	7%	3%	6%
Still Studying	36%	36%	25%	12%	10%	3%	9%
Left-Right scale							
(1-4) Left	43%	36%	28%	18%	7%	2%	6%
(5-6) Centre	43%	38%	27%	15%	9%	2%	4%
(7-10) Right	44%	32%	26%	13%	11%	2%	6%
Level of information about the causes of climate change							
Informed	43%	32%	27%	17%	10%	3%	6%
Not informed	41%	35%	26%	14%	8%	1%	8%
Level of information about the consequences of climate change							
Informed	44%	32%	27%	16%	10%	3%	6%
Not informed	41%	36%	25%	15%	8%	1%	8%
Level of information about ways to fight climate change							
Informed	43%	30%	28%	17%	11%	3%	6%
Not informed	42%	36%	25%	14%	8%	1%	8%
Perception of climate change							
Not a serious problem	33%	22%	30%	15%	32%	0%	3%
A fairly serious problem	37%	29%	29%	14%	14%	2%	7%
A very serious problem	45%	38%	25%	16%	4%	2%	7%

CONCLUSION

Climate change is an issue of major concern to Europeans. Besides the fact that it is considered to be **one of the most serious problems the world is currently facing**, three-quarters of citizens also confirm that they take the problem *very* seriously.

Although more than half of Europeans feel informed about the *causes* (56%) and the *consequences* (56%) of climate change and *the ways of fighting it* (52%), **the proportion of citizens that feel poorly informed about the subject remains significant.** This self-perception is confirmed, for instance, by the fact that 30% of Europeans think that CO₂ emissions only have a marginal impact on climate change and that 15% of people interviewed say that they do not know whether it has an impact

Even if Europeans widely recognise the seriousness of climate change, their attitudes seem to be predominantly optimistic regarding the evolution of the problem: most citizens think that the process is not unstoppable.

A clear majority (61%) confirm that they have taken some kind of action in this cause. Taking action to fight climate change appears to be much more widespread among respondents who feel informed about climate change (its causes, consequences and, logically, the way to fight it) than among those who feel poorly informed about the topic. This is emphasised even further when taking into account that **lacking information is mentioned as an important reason for not taking action against climate change.**

In socio-demographic terms, women and those with a shorter education feel *the least informed* about climate change.

Europeans clearly think that corporations and industry, citizens themselves, national governments and the European Union are not doing enough to fight climate change. On this question, the European Union was the player least often mentioned as *not* doing enough to fight climate change. The main reason among citizens, for not taking action against climate change, however, is that they think that governments, companies and industries should change their behaviour.

In their fight against climate change, Europeans mainly undertook actions that required relatively little personal or financial effort, like **waste separation** and **reducing consumption of energy, water and disposable items.** A not insignificant proportion, however, admits that the cost-benefits of taking these actions are their major motivation for actually doing so. The principle of the common effort (if everybody changed their behaviour, it would make a real difference) and the belief that it is their duty as a citizen to protect the environment, are respondents' main reasons for taking action against climate change.

Also in this issue of combating climate change, Europeans were asked their opinions concerning target-setting, namely: the EU's announced goals of reducing emissions by 20% and increasing the share of energy from renewable sources by 20% (both by 2020 and in comparison with 1990 levels) and the EU suggestion for a wider international agreement to reduce emissions by 30% (in the same time frame). Here the majority answer that they consider these targets to be set at levels that are about right or too modest (i.e. in either case they consider them attainable). Nonetheless, the results are also suggestive of the fact that these judgements are based upon a lack of knowledge as to the precise details of how these targets will be met.

Finally, the results of this survey show that Europeans are highly concerned about climate change and clearly willing to take action against it, but sometimes lack knowledge and information about how to do it. Increasing the knowledge levels among citizens about climate change and ways of combating it is an important tool for reaching this.

The survey also reveals that citizens think that certain actors should take (more) responsibility in the fight against climate change. Many people, however, do not know what the European Union actually does to fight climate change. This information seems crucial for an increased understanding among citizens, of climate change and the ways it is currently dealt with.

ANNEXES

TECHNICAL SPECIFICATIONS

EUROBAROMETER 69.2 N°300

“Europeans’ attitudes towards climate change”

TECHNICAL SPECIFICATIONS

Between the 25th of March and the 04th of May 2008, TNS opinion & social, a consortium created between Taylor Nelson Sofres and EOS Gallup Europe, carried out wave 69.2 of the EUROBAROMETER. This survey was requested by the European Commission and the European Parliament and coordinated by the Directorate-General for Communication of the European Commission.

The SPECIAL EUROBAROMETER N°300 covers the population of the respective nationalities of the European Union Member States, resident in each of the Member States and aged 15 years and over. The SPECIAL EUROBAROMETER N°300 has also been conducted in the three candidate countries (Croatia, Turkey and the Former Yugoslav Republic of Macedonia) and in the Turkish Cypriot Community. In these countries, the survey covers the national population of citizens and the population of citizens of all the European Union Member States that are residents in these countries and have a sufficient command of the national languages to answer the questionnaire. The basic sample design applied in all states is a multi-stage, random (probability) one. In each country, a number of sampling points was drawn with probability proportional to population size (for a total coverage of the country) and to population density.

In order to do so, the sampling points were drawn systematically from each of the "administrative regional units", after stratification by individual unit and type of area. They thus represent the whole territory of the countries surveyed according to the EUROSTAT NUTS II (or equivalent) and according to the distribution of the resident population of the respective nationalities in terms of metropolitan, urban and rural areas. In each of the selected sampling points, a starting address was drawn, at random. Further addresses (every Nth address) were selected by standard "random route" procedures, from the initial address. In each household, the respondent was drawn, at random (following the "closest birthday rule"). All interviews were conducted face-to-face in people's homes and in the appropriate national language. As far as the data capture is concerned, CAPI (*Computer Assisted Personal Interview*) was used in those countries where this technique was available.

ABBREVIATIONS	COUNTRIES	INSTITUTES	N° INTERVIEWS	FIELDWORK DATES	POPULATION 15+
BE	Belgium	TNS Dimarso	1.003	01/04/2008 04/05/2008	8.786.805
BG	Bulgaria	TNS BBSS	1.000	27/03/2008 07/04/2008	6.647.375
CZ	Czech Rep.	TNS Aisa	1.014	02/04/2008 17/04/2008	8.571.710
DK	Denmark	TNS Gallup DK	1.005	02/04/2008 04/05/2008	4.432.931
DE	Germany	TNS Infratest	1.534	29/03/2008 28/04/2008	64.546.096
EE	Estonia	Emor	1.006	27/03/2008 21/04/2008	887.094
EL	Greece	TNS ICAP	1.000	28/03/2008 17/04/2008	8.691.304
ES	Spain	TNS Demoscopia	1.033	27/03/2008 26/04/2008	38.536.844
FR	France	TNS Sofres	1.040	27/03/2008 27/04/2008	46.425.653
IE	Ireland	TNS MRBI	1.004	28/03/2008 30/04/2008	3.375.399
IT	Italy	TNS Abacus	1.022	25/03/2008 26/04/2008	48.892.559
CY	Rep. of Cyprus	Synovate	504	31/03/2008 24/04/2008	638.900
CY(tcc)	Turkish Cypriot Comm.	KADEM	500	28/03/2008 30/04/2008	143.226
LV	Latvia	TNS Latvia	1.008	02/04/2008 29/04/2008	1.444.884
LT	Lithuania	TNS Gallup Lithuania	1.021	01/04/2008 22/04/2008	2.846.756
LU	Luxembourg	TNS ILReS	501	26/03/2008 29/04/2008	388.914
HU	Hungary	TNS Hungary	1.000	28/03/2008 26/04/2008	8.320.614
MT	Malta	MISCO	500	26/03/2008 16/04/2008	335.476
NL	Netherlands	TNS NIPO	1.041	01/04/2008 26/04/2008	13.017.690
AT	Austria	Österreichisches Gallup-Institut	1.000	27/03/2008 20/04/2008	7.004.205
PL	Poland	TNS OBOP	1.000	30/03/2008 23/04/2008	32.155.805
PT	Portugal	TNS EUROTESTE	1.001	26/03/2008 24/04/2008	8.080.915
RO	Romania	TNS CSOP	1.019	25/03/2008 23/04/2008	18.246.731
SI	Slovenia	RM PLUS	1.003	01/04/2008 27/04/2008	1.729.298
SK	Slovakia	TNS AISA SK	1.085	01/04/2008 20/04/2008	4.316.438
FI	Finland	TNS Gallup Oy	1.004	02/04/2008 04/05/2008	4.353.495
SE	Sweden	TNS GALLUP	1.007	28/03/2008 27/04/2008	7.562.263
UK	United Kingdom	TNS UK	1.306	01/04/2008 24/04/2008	50.519.877
HR	Croatia	Puls	1.000	28/03/2008 24/04/2008	3.734.300
TR	Turkey	TNS PIAR	1.003	29/03/2008 27/04/2008	47.583.830
MK	Former Yugoslav Rep. of Macedonia	TNS Brima	1.006	29/03/2008 06/04/2008	1.648.012
TOTAL			30.170	25/03/2008 04/05/2008	453.865.399

For each country a comparison between the sample and the universe was carried out. The Universe description was derived from Eurostat population data or from national statistics offices. For all countries surveyed, a national weighting procedure, using marginal and intercellular weighting, was carried out based on this Universe description. In all countries, gender, age, region and size of locality were introduced in the iteration procedure. For international weighting (i.e. EU averages), TNS Opinion & Social applies the official population figures as provided by EUROSTAT or national statistic offices. The total population figures for input in this post-weighting procedure are listed above.

Readers are reminded that survey results are estimations, the accuracy of which, everything being equal, rests upon the sample size and upon the observed percentage. With samples of about 1,000 interviews, the real percentages vary within the following confidence limits:

Observed percentages	10% or 90%	20% or 80%	30% or 70%	40% or 60%	50%
Confidence limits	± 1.9 points	± 2.5 points	± 2.7 points	± 3.0 points	± 3.1 points

QUESTIONNAIRE

ASK ALL

A TOUS

Now, let's move to another topic

Maintenant, passons à un autre sujet

ASK QE1a1 TO QE2a TO SPLIT A - OTHERS GO TO QE1b1

POSER QE1a1 A QE2a A SPLIT A - LES AUTRES ALLER EN QE1b1

QE1a1 In your opinion, which of the following do you consider to be the most serious problem currently facing the world as a whole? Firstly ?

QE1a1 Selon vous, parmi les problèmes suivants lequel considérez-vous actuellement comme le plus sérieux pour le monde dans son ensemble ? En premier ?

(SHOW CARD - ONE ANSWER ONLY)

(MONTRER CARTE - UNE SEULE REPONSE)

	(906-907)
Global warming	1
International terrorism	2
Poverty, lack of food and drinking water	3
The spread of an infectious disease	4
A major global economic downturn	5
The proliferation of nuclear weapons	6
Armed conflicts	7
The increasing world population	8
Other (SPONTANEOUS - SPECIFY)	9
DK	10

	(906-907)
Le réchauffement de la planète	1
Le terrorisme international	2
La pauvreté, le manque de nourriture et d'eau potable	3
La propagation d'une maladie infectieuse	4
Un important recul de l'économie mondiale	5
La prolifération d'armes nucléaires	6
Des conflits armés	7
L'augmentation de la population mondiale	8
Autre (SPONTANE - SPECIFIER)	9
NSP	10

NEW

NEW

ASK QE1a1o ONLY IF "OTHER" IN QE1a1 - CODE 9 IN QE1a1 - OTHERS GO TO QE1a2

POSER QE1a1o SEULEMENT SI "AUTRE" EN QE1a1 - CODE 9 EN QE1a1 - LES AUTRES ALLER EN QE1a2

QE1a1o Which other?

QE1a1o Quel autre ?

(WRITE DOWN - CODE AT THE OFFICE - ONE ANSWER ONLY)

(NOTER EN CLAIR - CODER AU BUREAU)

1	2	(908,909-910)

1	2	(908,909-910)

NEW

NEW

ASK QE1a2 TO SPLIT A - OTHERS GO TO QE1b1

POSER QE1a2 A SPLIT A - LES AUTRES ALLER EN QE1b1

QE1a2 Any others?

QE1a2 Et après ?

(SHOW CARD - MAX. 3 ANSWERS)

(MONTRER CARTE - MAX. 3 REPONSES)

	(911-920)
Global warming	1,
International terrorism	2,
Poverty, lack of food and drinking water	3,
The spread of an infectious disease	4,
A major global economic downturn	5,
The proliferation of nuclear weapons	6,
Armed conflicts	7,
The increasing world population	8,
Other (SPONTANEOUS - SPECIFY)	9,
DK	10,

	(911-920)
Le réchauffement de la planète	1,
Le terrorisme international	2,
La pauvreté, le manque de nourriture et d'eau potable	3,
La propagation d'une maladie infectieuse	4,
Un important recul de l'économie mondiale	5,
La prolifération d'armes nucléaires	6,
Des conflits armés	7,
L'augmentation de la population mondiale	8,
Autre (SPONTANE - SPECIFIER)	9,
NSP	10,

NEW

NEW

ASK QE1a2o ONLY IF "OTHER" IN QE1a2 - CODE 9 IN QE1a2 - OTHERS GO TO QE2a

POSER QE1a2o SEULEMENT SI "AUTRE" EN QE1a2 - CODE 9 EN QE1a2 - LES AUTRES ALLER EN QE2a

QE1a2o Which other(s) ?

QE1a2o Quel(s) autre(s) ?

(WRITE DOWN - CODE AT THE OFFICE - MAX. 3 ANSWERS)

(NOTER EN CLAIR - CODER AU BUREAU - MAX. 3 REPONSES)

3	2	(921,922-927)

3	2	(921,922-927)

NEW

NEW

ASK QE2a TO SPLIT A - OTHERS GO TO QE1b1

QE2a And how serious a problem do you think global warming is at this moment? Please use a scale from 1 to 10, 1 would mean that it is not a serious problem at all and 10 would mean that it is extremely serious.

(SHOW CARD WITH SCALE - READ OUT)

(928-929)

Not a serious problem at all		An extremely serious problem							
1	2	3	4	5	6	7	8	9	10

DK 11

NEW

ASK QE1b1 TO QE2b TO SPLIT B - OTHERS GO TO QE3

QE1b1 In your opinion, which of the following do you consider to be the most serious problem currently facing the world as a whole? Firstly?

(SHOW CARD - ONE ANSWER ONLY)

(930-931)

Climate change	1
International terrorism	2
Poverty, lack of food and drinking water	3
The spread of an infectious disease	4
A major global economic downturn	5
The proliferation of nuclear weapons	6
Armed conflicts	7
The increasing world population	8
Other (SPONTANEOUS - SPECIFY)	9
DK	10

NEW

POSER QE2a A SPLIT A - LES AUTRES ALLER EN QE1b1

QE2a Et dans quelle mesure pensez-vous que le réchauffement de la planète est un problème sérieux actuellement ? Utilisez s'il vous plaît cette échelle de 1 à 10 où 1 signifie que ce n'est pas du tout un problème sérieux et 10 que c'est un problème extrêmement sérieux.

(MONTRER CARTE AVEC ECHELLE - LIRE)

(928-929)

Pas un problème sérieux du tout		Un problème extrêmement sérieux							
1	2	3	4	5	6	7	8	9	10

NSP 11

NEW

POSER QE1b1 A QE2b A SPLIT B - LES AUTRES ALLER EN QE3

QE1b1 Selon vous, parmi les problèmes suivants lequel considérez-vous actuellement comme le plus sérieux pour le monde dans son ensemble ? En premier ?

(MONTRER CARTE - UNE SEULE REPONSE)

(930-931)

Le changement climatique	1
Le terrorisme international	2
La pauvreté, le manque de nourriture et d'eau potable	3
La propagation d'une maladie infectieuse	4
Un important recul de l'économie mondiale	5
La prolifération d'armes nucléaires	6
Des conflits armés	7
L'augmentation de la population mondiale	8
Autre (SPONTANE - SPECIFIER)	9
NSP	10

NEW

ASK QE1b1o ONLY IF "OTHER" IN QE1b1 - CODE 9 IN QE1b1 - OTHERS GO TO QE1b2

POSER QE1b1o SEULEMENT SI "AUTRE" EN QE1b1 - CODE 9 EN QE1b1 - LES AUTRES ALLER EN QE1b2

QE1b1o Which other?

QE1b1o Quel autre ?

(WRITE DOWN - CODE AT THE OFFICE - ONE ANSWER ONLY)

(NOTER EN CLAIR - CODER AU BUREAU)

1 2 (932,933-934)

1 2 (932,933-934)

Empty box for writing answer to QE1b1o.

Empty box for writing answer to QE1b1o.

NEW

NEW

ASK QE1b2 TO SPLIT B - OTHERS GO TO QE3

POSER QE1b2 A SPLIT B - LES AUTRES ALLER EN QE3

QE1b2 Any others?

QE1b2 Et ensuite ?

(SHOW CARD - MAX. 3 ANSWERS)

(MONTRER CARTE - MAX. 3 REPONSES)

- | | |
|--|-----------|
| | (935-944) |
| Climate change | 1, |
| International terrorism | 2, |
| Poverty, lack of food and drinking water | 3, |
| The spread of an infectious disease | 4, |
| A major global economic downturn | 5, |
| The proliferation of nuclear weapons | 6, |
| Armed conflicts | 7, |
| The increasing world population | 8, |
| Other (SPONTANEOUS - SPECIFY) | 9, |
| DK | 10, |

- | | |
|---|-----------|
| | (935-944) |
| Le changement climatique | 1, |
| Le terrorisme international | 2, |
| La pauvreté, le manque de nourriture et d'eau potable | 3, |
| La propagation d'une maladie infectieuse | 4, |
| Un important recul de l'économie mondiale | 5, |
| La prolifération d'armes nucléaires | 6, |
| Des conflits armés | 7, |
| L'augmentation de la population mondiale | 8, |
| Autre (SPONTANE - SPECIFIER) | 9, |
| NSP | 10, |

NEW

NEW

ASK QE1b2o ONLY IF "OTHER" IN QE1b2 - CODE 9 IN QE1b2 - OTHERS GO TO QE2b

POSER QE1b2o SEULEMENT SI "AUTRE" EN QE1b2 - CODE 9 EN QE1b2 - LES AUTRES ALLER EN QE2b

QE1b2o Which other(s) ?

QE1b2o Quel(s) autre(s) ?

(WRITE DOWN - CODE AT THE OFFICE - MAX. 3 ANSWERS)

(NOTER EN CLAIR - CODER AU BUREAU - MAX. 3 REPONSES)

3 2 (945,946-951)

3 2 (945,946-951)

Empty box for writing answers to QE1b2o.

Empty box for writing answers to QE1b2o.

NEW

NEW

ASK QE2b TO SPLIT B - OTHERS GO TO QE3

POSER QE2b A SPLIT B - LES AUTRES ALLER EN QE3

QE2b And how serious a problem do you think climate change is at this moment? Please use a scale from 1 to 10, 1 would mean that it is not a serious problem at all and 10 would mean that it is extremely serious.

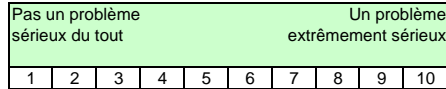
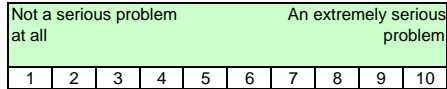
QE2b Et dans quelle mesure pensez-vous que le changement climatique est un problème sérieux actuellement ? Utilisez s'il vous plaît cette échelle de 1 à 10 où 1 signifie que ce n'est pas du tout un problème sérieux et 10 que c'est un problème extrêmement sérieux.

(SHOW CARD WITH SCALE - READ OUT)

(MONTRER CARTE AVEC ECHELLE - LIRE)

(952-953)

(952-953)



DK 11

NSP 11

NEW

NEW

ASK ALL

QE3 Personally, do you think that you are well informed or not about...?

(SHOW CARD WITH SCALE - ONE ANSWER PER LINE)

	(ROTATE)	Very well informed	Fairly well informed	Not very well informed	Not at all informed	DK
--	----------	--------------------	----------------------	------------------------	---------------------	----

(954)	1	The different causes of climate change	1	2	3	4	5
(955)	2	The different consequences of climate change	1	2	3	4	5
(956)	3	Ways in which we can fight climate change	1	2	3	4	5

NEW

DO NOT ASK QE4a IN CY(tcc) - CY(tcc) GO TO QE4b

QE4a In your opinion, are each of the following currently doing too much, doing about the right amount, or not doing enough to fight climate change?

(SHOW CARD WITH SCALE - ONE ANSWER PER LINE)

	(ROTATE)	Doing too much	Doing about the right amount	Not doing enough	DK
--	----------	----------------	------------------------------	------------------	----

(957)	1	The (NATIONALITY) government	1	2	3	4
(958)	2	The European Union	1	2	3	4
(959)	3	Corporations and industry	1	2	3	4
(960)	4	Citizens themselves	1	2	3	4

NEW

A TOUS

QE3 Personnellement, pensez-vous que vous êtes bien informé ou pas bien informé sur ... ?

(MONTRER CARTE AVEC ECHELLE - UNE REPONSE PAR LIGNE)

	(ROTATION)	Très bien informé(e)	Plutôt bien informé(e)	Pas très bien informé(e)	Très mal informé(e)	NSP
--	------------	----------------------	------------------------	--------------------------	---------------------	-----

(954)	1	Les différentes causes du changement climatique	1	2	3	4	5
(955)	2	Les différentes conséquences du changement climatique	1	2	3	4	5
(956)	3	Les manières dont nous pouvons lutter contre le changement climatique	1	2	3	4	5

NEW

NE PAS POSER QE4a EN CY(tcc) - CY(tcc) ALLER EN QE4b

QE4a Selon vous, pour chacune des propositions suivantes, pouvez-vous me dire s'ils en font trop, assez ou pas assez pour lutter contre le changement climatique ?

(MONTRER CARTE AVEC ECHELLE - UNE REPONSE PAR LIGNE)

	(ROTATION)	En font trop	En font assez	N'en font pas assez	NSP
--	------------	--------------	---------------	---------------------	-----

(957)	1	Le gouvernement (NATIONALITE)	1	2	3	4
(958)	2	L'Union européenne	1	2	3	4
(959)	3	Les grandes entreprises et l'industrie	1	2	3	4
(960)	4	Les citoyens eux-mêmes	1	2	3	4

NEW

ASK QE4b ONLY IN CY(tcc) - OTHERS GO TO QE5

QE4b In your opinion, are each of the following currently doing too much, doing about the right amount, or not doing enough to fight climate change?

(SHOW CARD WITH SCALE - ONE ANSWER PER LINE)

	(ROTATE)	Doing too much	Doing about the right amount	Not doing enough	DK
--	----------	----------------	------------------------------	------------------	----

(961)	1	Our government	1	2	3	4
(962)	2	The European Union	1	2	3	4
(963)	3	Corporations and industry	1	2	3	4
(964)	4	Citizens themselves	1	2	3	4

NEW

ASK ALL

QE5 For each of the following statements, please tell me whether you totally agree, tend to agree, tend to disagree or totally disagree...?

(SHOW CARD WITH SCALE - ONE ANSWER PER LINE) INTERVIEWER: if necessary, explain that CO2 (carbon dioxide) is a gas generated notably in the combustion of fossil fuels for example by all types of transport that use hydrocarbons and by industrial plants and power generators using fossil fuels...

	(ROTATE ITEMS 1 TO 5)	Totally agree	Tend to agree	Tend to disagree	Totally disagree	DK
--	-----------------------	---------------	---------------	------------------	------------------	----

(965)	1	Climate change is an unstoppable process, we cannot do anything about it	1	2	3	4	5
(966)	2	The seriousness of climate change has been exaggerated	1	2	3	4	5
(967)	3	Emission of CO2 (Carbon dioxide) has only a marginal impact on climate change	1	2	3	4	5
(968)	4	Fighting climate change can have a positive impact on the European economy	1	2	3	4	5

POSER QE4b ONLY EN CY(tcc) - LES AUTRES ALLER EN QE5

QE4b Selon vous, pour chacune des propositions suivantes, pouvez-vous me dire s'ils en font trop, assez ou pas assez pour lutter contre le changement climatique ?

(MONTRER CARTE AVEC ECHELLE - UNE REPONSE PAR LIGNE)

	(ROTATION)	En font trop	En font assez	N'en font pas assez	NSP
--	------------	--------------	---------------	---------------------	-----

(961)	1	Notre gouvernement	1	2	3	4
(962)	2	L'Union européenne	1	2	3	4
(963)	3	Les grandes entreprises et l'industrie	1	2	3	4
(964)	4	Les citoyens eux-mêmes	1	2	3	4

NEW

A TOUS

QE5 Pour chacune des affirmations suivantes, veuillez me dire si vous êtes tout à fait d'accord, plutôt d'accord, plutôt pas d'accord ou pas du tout d'accord ... ?

(MONTRER CARTE AVEC ECHELLE - UNE REPONSE PAR LIGNE) INTERVIEWER: Si nécessaire, expliquer que le CO2 (dioxyde de carbone ou gaz carbonique) est un gaz qui est notamment produit lors de la combustion de carburants fossiles. Par exemple, par tous les modes de transport ainsi que par les usines industrielles et groupes électrogènes qui utilisent des hydrocarbures ...

	(ROTATION ITEM 1A 5)	Tout à fait d'accord	Plutôt d'accord	Plutôt pas d'accord	Pas du tout d'accord	NSP
--	----------------------	----------------------	-----------------	---------------------	----------------------	-----

(965)	1	Le changement climatique est un processus impossible à arrêter, nous n'y pouvons rien	1	2	3	4	5
(966)	2	La gravité du changement climatique a été exagérée	1	2	3	4	5
(967)	3	Les émissions de CO2 (dioxyde carbone/gaz carbonique) n'ont qu'un effet marginal sur le changement climatique	1	2	3	4	5
(968)	4	La lutte contre le changement climatique peut avoir un effet positif sur l'économie européenne	1	2	3	4	5

(969)	5	Alternative fuels, such as "bio fuels", should be used to reduce greenhouse gas emissions	1	2	3	4	5
	6	You personally have taken actions aimed at helping to fight climate change	1	2	3	4	5

(970)

NEW

ASK QE6 IF "YOU PERSONALLY HAVE TAKEN ACTIONS AIMED AT HELPING TO FIGHT CLIMATE CHANGE", CODE 1 or 2 IN QE5.6 - OTHERS GO TO QE7

QE6 Which of the following actions aimed at fighting climate change have you personally taken?

(SHOW CARD WITHOUT EXAMPLES - MULTIPLE ANSWERS POSSIBLE)

(971-983)

You have purchased a car that consumes less fuel, or is more environmentally friendly	1,
You are reducing the use of your car, for example by car-sharing or using your car more efficiently	2,
You have chosen an environmentally friendly way of transportation (by foot, bicycle, public transport)	3,
You are reducing your consumption of energy at home (for example by turning down air conditioning or heating, not leaving appliances on stand-by, buying energy efficient products such as low-energy light bulbs or appliances)	4,
You are reducing your consumption of water at home (for example not leaving water running when washing the dishes, etc)	5,
Where possible you avoid taking short-haul flights	6,
You have switched to an energy supplier or tariff supplying a greater share of energy from renewable sources than your previous one	7,
You are separating most of your waste for recycling	8,
You are reducing the consumption of disposable items (for example plastic bags, certain kind of packaging, etc.)	9,
You buy seasonal and local products to avoid products that come from far away, and thus contribute to CO2 emissions (because of the transport)	10,
You have installed equipment in your own home that generates renewable energy (for example, a wind turbine, solar panels)	11,
Other (SPONTANEOUS - SPECIFY)	12,
DK	13,

NEW

(969)	5	Des carburants alternatifs tels que les 'biocarburants' devraient être utilisés pour réduire les émissions de gaz à effet de serre	1	2	3	4	5
	6	Vous avez personnellement pris des actions pour contribuer à la lutte contre le changement climatique	1	2	3	4	5

(970)

NEW

POSER QE6 SI "Vous avez personnellement entrepris des démarches pour contribuer à la lutte contre le changement climatique", CODE 1 OU 2 EN QE5.6 - LES AUTRES ALLER EN QE7

QE6 Parmi les démarches suivantes pour lutter contre le changement climatique, lesquelles avez-vous personnellement entreprises ?

(MONTRER CARTE SANS EXEMPLES – PLUSIEURS REPONSES POSSIBLES)

(971-983)

Vous avez acheté une voiture qui consomme moins de carburant ou qui est plus respectueuse de l'environnement	1,
Vous utilisez votre voiture moins souvent, en pratiquant, par exemple, le covoiturage ou en utilisant votre voiture plus efficacement	2,
Vous avez choisi un mode de déplacement ménageant l'environnement (à pied, à bicyclette, en transports publics)	3,
Vous réduisez la consommation énergétique dans votre foyer (en baissant par exemple le chauffage ou la climatisation, en ne laissant pas d'appareils en mode veille, en achetant des produits à faible consommation énergétique, tels que des ampoules et des appareils basse consommation)	4,
Vous réduisez la consommation d'eau de votre foyer (par exemple en ne laissant pas couler l'eau pendant la vaisselle, etc.)	5,
Dans la mesure du possible, vous évitez de prendre l'avion pour des vols court-courriers	6,
Vous avez changé de fournisseur ou de tarif d'énergie pour recevoir une part d'énergie provenant de sources renouvelables plus importante que précédemment	7,
Vous triez la plupart de vos déchets pour le recyclage	8,
Vous réduisez votre consommation de produits jetables (par exemple sacs plastiques, certains types d'emballage, etc.)	9,
Vous achetez des produits de saison et locaux pour éviter des produits qui viennent de loin, et qui contribuent aux émissions de CO2 (à cause du transport)	10,
Vous avez installé des appareils à votre domicile qui génèrent de l'énergie renouvelable (par exemple une éolienne, des panneaux solaires)	11,
Autre (SPONTANÉ - SPECIFIER)	12,
NSP	13,

NEW

ASK QE6o ONLY IF "OTHER" IN QE6 - CODE 12 IN QE6 - OTHERS GO TO QE7

POSER QE6o SEULEMENT SI "AUTRE" EN QE6 - CODE 12 EN QE6 - LES AUTRES ALLER EN QE7

QE6o Which other?

QE6o Quel autre?

(WRITE DOWN - CODE AT THE OFFICE - SEVERAL ANSWERS POSSIBLE)

(NOTER EN CLAIR - CODER AU BUREAU - PLUSIEURS REPONSES POSSIBLES)

10 2 (984,985-1004)

10 2 (984,985-1004)

Empty box for writing answers to QE6o.

Empty box for writing answers to QE6o.

NEW

NEW

ASK QE7 TO THOSE WHO ARE TAKING ACTIONS TO FIGHT CLIMATE CHANGE, CODE 1-12 IN QE6 - OTHERS GO TO QE8

POSER QE7 A CEUX QUI ENTREPRENNENT DES ACTIONS CONTRE LE CHANGEMENT CLIMATIQUE, CODE 1-12 EN QE6 - LES AUTRES ALLER EN QE8

QE7 There are many reasons why people take actions aimed at fighting climate change. Please tell me which of the following apply to you?

QE7 Il y a plusieurs raisons qui poussent les gens à prendre des actions pour lutter contre le changement climatique. Parmi les propositions suivantes, pourriez-vous me dire celles qui s'appliquent à vous ?

(SHOW CARD - MULTIPLE ANSWERS POSSIBLE)

(MONTRER CARTE - PLUSIEURS REPONSES POSSIBLES)

(1005-1011)

(1005-1011)

- You think that if everybody changed their behaviour, it will have a real impact on climate change 1,
- You think that it is your duty as a citizen to protect the environment 2,
- You are very concerned about the world that you will leave for the young and future generations 3,
- You think that taking these actions will save you money 4,
- You have been directly exposed to the consequences of climate change 5,
- Others (SPONTANEOUS - SPECIFY) 6,
- DK 7,

- Vous pensez que si tout le monde changeait son comportement, cela aura un effet réel sur le changement climatique 1,
- Vous pensez que c'est de votre devoir en tant que citoyen de protéger l'environnement 2,
- Vous êtes très préoccupé(e) par le monde que vous allez laisser aux jeunes et aux futures générations 3,
- Vous pensez que ces actions peuvent vous faire économiser de l'argent 4,
- Vous avez été directement confronté(e) aux conséquences du changement climatique 5,
- Autre (SPONTANE - SPECIFIER) 6,
- NSP 7,

NEW

NEW

ASK QE7o ONLY IF "OTHER" IN QE7 - CODE 6 IN QE7 - OTHERS GO TO QE8

POSER QE7o SEULEMENT SI "AUTRE" EN QE7 - CODE 6 EN QE7 - LES AUTRES ALLER EN QE8

QE7o Which other(s)?

QE7o Quel(s) autre(s)?

(WRITE DOWN - CODE AT THE OFFICE - SEVERAL ANSWERS POSSIBLE)

(NOTER EN CLAIR - CODER AU BUREAU - PLUSIEURS REPONSES POSSIBLES)

10 2 (1012,1013-1032)

10 2 (1012,1013-1032)

Empty response box for QE7o (English)

Empty response box for QE7o (French)

NEW

NEW

ASK QE8 TO THOSE WHO HAVE NOT PERSONNALLY TAKEN ACTIONS AIMING AT FIGHTING CLIMATE CHANGE", CODE 3 OR 4 IN QE5.6 - OTHERS GO TO QE9

POSER QE8 A CEUX QUI N'ONT PAS PERSONNELLEMENT PRIS DES ACTIONS POUR CONTRIBUER A LA LUTTE CONTRE LE CHANGEMENT CLIMATIQUE, CODE 3 OU 4 EN QE5.6 - LES AUTRES ALLER EN QE9

QE8 There are many reasons that stop people from taking actions aimed at fighting climate change? Please tell me which of the following apply to you?

QE8 Il y a plusieurs raisons qui retiennent les gens de prendre des mesures pour lutter contre le changement climatique. Parmi les propositions suivantes, pourriez-vous me dire celles qui s'appliquent à vous ?

(SHOW CARD - MULTIPLE ANSWERS POSSIBLE)

(MONTRER CARTE - PLUSIEURS REPONSES POSSIBLES)

(1033-1039)

(1033-1039)

- You think changing your behaviour will not have a real impact on climate change 1,
- You think it is governments, companies and industries that have to change their behaviour, not citizens 2,
- You would like to take action but do not know what you could do to fight climate change 3,
- You think that it would be too expensive to take actions that fight climate change 4,
- You are not concerned about climate change 5,
- Other (SPONTANE - SPECIFY) 6,
- DK 7,

- Vous pensez que changer votre comportement n'aura pas d'effet réel sur le changement climatique 1,
- Vous pensez que ce sont les gouvernements, les entreprises et l'industrie qui doivent changer leurs comportements et pas les citoyens 2,
- Vous souhaiteriez entreprendre des démarches mais vous ne savez pas ce que vous pouvez faire pour lutter contre le changement climatique 3,
- Vous pensez que les mesures pour lutter contre le changement climatique coûteraient trop chères 4,
- Vous n'êtes pas préoccupé(e) par le changement climatique 5,
- Autres (SPONTANE - SPECIFIER) 6,
- NSP 7,

NEW

NEW

ASK QE8o ONLY IF "OTHER" IN QE8 - CODE 6 IN QE8 - OTHERS GO TO QE9

POSER QE8o SEULEMENT SI "AUTRE" EN QE8 - CODE 6 EN QE8 - LES AUTRES ALLER EN QE9

QE8o Which other(s)?

QE8o Quel(s) autre(s)?

(WRITE DOWN - CODE AT THE OFFICE - SEVERAL ANSWERS POSSIBLE)

(NOTER EN CLAIR - CODER AU BUREAU - PLUSIEURS REPONSES POSSIBLES)

10 2 (1040,1041-1060)

10 2 (1040,1041-1060)

Empty box for writing answers to QE8o.

Empty box for writing answers to QE8o.

NEW

NEW

ASK ALL

A TOUS

QE9 Personally, how much would you be prepared to pay more for energy produced from sources that emit less greenhouse gases in order to fight the climate change? In average, how much, in percent, would you be ready to pay more?

QE9 Personnellement, combien seriez-vous prêt à payer en plus pour de l'énergie produite à partir de sources qui émettent moins de gaz à effet de serre afin de lutter contre le changement climatique ? En moyenne combien, en pourcentage, seriez vous prêt à dépenser en plus ?

(CODE THE EXACT VALUE - PLEASE WRITE DOWN NNN - IF "NO", CODE "998" - IF "DK", PLEASE CODE "999")

(CODER LA VALEUR EXACTE - NOTER NNN - SI "NON", CODER "998" - SI "NSP", CODER "999")

(1061-1063)

(1061-1063)

Table with 4 columns and 1 row for percentage input.

Table with 4 columns and 1 row for percentage input.

EB65.2 F2a STRONGLY MODIFIED

EB65.2 F2a STRONGLY MODIFIED

QE10 The European Union has the objective of reducing its greenhouse gas emissions by at least 20% by 2020 compared to 1990. Thinking about this objective, would you say that it is too ambitious, about right or too modest?

QE10 L'Union européenne a pour objectif de réduire ses émissions de gaz à effet de serre d'au moins 20% d'ici 2020 par rapport à 1990. En pensant à cet objectif, diriez-vous que cet objectif est trop ambitieux, comme il faut ou trop modeste?

(READ OUT)

(LIRE)

Too ambitious	1
About right	2
Too modest	3
DK	4

Trop ambitieux	1
Comme il faut	2
Trop modeste	3
NSP	4

NEW

NEW

QE11 In order to limit the impact of climate change, the EU is also proposing an international agreement which would commit the major world economies to a target of 30% reduction of greenhouse gas emissions by 2020 compared to 1990. Thinking about this objective, would you say that it is too ambitious, about right or too modest?

(READ OUT)

	(1065)
Too ambitious	1
About right	2
Too modest	3
DK	4

NEW

QE12 The European Union has the objective of increasing the share of renewable energy to 20% by 2020. Thinking about this objective, would you say that it is too ambitious, about right or too modest?

(READ OUT)

	(1066)
Too ambitious	1
About right	2
Too modest	3
DK	4

NEW

DEMOGRAPHICS

D1 In political matters people talk of "the left" and "the right". How would you place your views on this scale?

(SHOW CARD) - (INT.: DO NOT PROMPT - IF CONTACT HESITATES, TRY AGAIN)

	(1087-1088)									
1	2	3	4	5	6	7	8	9	10	
Left										Right
1	2	3	4	5	6	7	8	9	10	

Refusal (SPONTANEOUS) 11

DK 12

EB69.1 D1

ASK D2 ONLY TO EU27 - OTHERS GO TO D7

QE11 Afin de limiter les effets du changement climatique, l'Union européenne propose également un accord international où les principales économies mondiales s'engageraient à avoir pour objectif la réduction des émissions de gaz à effet de serre de 30% d'ici 2020 par rapport à 1990. En pensant à cet objectif, diriez-vous que cet objectif est trop ambitieux, comme il faut ou trop modeste?

(LIRE)

	(1065)
Trop ambitieux	1
Comme il faut	2
Trop modeste	3
NSP	4

NEW

QE12 L'Union européenne a pour objectif d'augmenter la part des énergies renouvelables à 20% d'ici 2020. En pensant à cet objectif, diriez-vous que cet objectif est trop ambitieux, comme il faut ou trop modeste ?

(LIRE)

	(1066)
Trop ambitieux	1
Comme il faut	2
Trop modeste	3
NSP	4

NEW

DEMOGRAPHIQUES

D1 A propos de politique, les gens parlent de "droite" et de "gauche". Vous-même, voudriez-vous situer votre position sur cette échelle ?

(MONTRER CARTE) - (ENQ. : NE RIEN SUGGERER. SI LA PERSONNE HESITE, INSISTER)

	(1087-1088)									
1	2	3	4	5	6	7	8	9	10	
Gauche										Droite
1	2	3	4	5	6	7	8	9	10	

Refus (SPONTANE) 11

NSP 12

EB69.1 D1

POSER D2 SEULEMENT A UE27 - LES AUTRES ALLER EN D7

TABLES

QE1a1 Selon vous, parmi les problèmes suivants lequel considérez-vous actuellement comme le plus sérieux pour le monde dans son ensemble ? En premier ?

QE1a1 In your opinion, which of the following do you consider to be the most serious problem currently facing the world as a whole? Firstly ?

(SI 'SPLIT A')

(IF 'SPLIT A')

	TOTAL	Le réchauffement de la planète / Global warming	Le terrorisme international / International terrorism	La pauvreté, le manque de nourriture et d'eau potable / Poverty, lack of food and drinking water	La propagation d'une maladie infectieuse / The spread of an infectious disease	Un important recul de l'économie mondiale / A major global economic downturn	La prolifération d'armes nucléaires / The proliferation of nuclear weapons	Des conflits armés / Armed conflicts	L'augmentation de la population mondiale / The increasing world population	Autre (SPONTANÉ - SPECIFIER) / Other (SPONTANEOUS - SPECIFY)	NSP / DK
UE27 EU27	13436	30%	17%	29%	4%	4%	3%	6%	4%	-	3%
BE	492	32%	17%	34%	3%	5%	1%	3%	4%	-	1%
BG	512	20%	29%	23%	2%	7%	4%	9%	1%	-	5%
CZ	501	23%	26%	18%	8%	5%	7%	9%	2%	-	2%
DK	492	31%	15%	35%	1%	4%	3%	5%	4%	-	2%
D-W	515	29%	11%	36%	2%	4%	3%	6%	8%	-	1%
DE	764	29%	11%	36%	2%	4%	3%	6%	8%	-	1%
D-E	245	29%	14%	34%	4%	5%	3%	4%	7%	-	-
EE	517	28%	20%	17%	5%	7%	2%	11%	6%	1%	3%
EL	502	45%	3%	34%	2%	7%	5%	3%	1%	-	-
ES	566	26%	26%	29%	-	2%	2%	9%	2%	-	4%
FR	525	40%	9%	32%	2%	3%	4%	5%	4%	-	1%
IE	496	30%	11%	22%	5%	11%	5%	4%	5%	-	7%
IT	516	25%	21%	31%	6%	5%	4%	4%	1%	-	3%
CY	262	56%	5%	26%	1%	2%	5%	3%	1%	-	1%
CY (tcc)	261	56%	16%	12%	2%	5%	2%	5%	1%	-	1%
LV	512	39%	16%	18%	5%	6%	2%	9%	2%	-	3%
LT	499	28%	17%	13%	7%	14%	4%	10%	2%	-	5%
LU	255	35%	12%	35%	3%	2%	2%	4%	7%	-	-
HU	496	35%	8%	31%	3%	7%	4%	5%	5%	-	2%
MT	251	31%	26%	23%	8%	2%	2%	4%	2%	-	2%
NL	509	24%	13%	40%	1%	2%	2%	8%	9%	1%	-
AT	485	32%	14%	25%	5%	8%	4%	8%	2%	-	2%
PL	503	28%	17%	22%	8%	3%	4%	11%	2%	-	5%
PT	510	23%	13%	39%	5%	7%	1%	6%	1%	-	5%
RO	500	31%	15%	23%	3%	8%	3%	7%	2%	-	8%
SI	514	48%	8%	30%	3%	3%	3%	2%	2%	-	1%
SK	566	29%	20%	25%	3%	4%	3%	11%	4%	-	1%
FI	473	38%	10%	28%	4%	3%	5%	4%	8%	-	-
SE	502	34%	7%	35%	3%	1%	3%	6%	10%	-	1%
UK	646	32%	23%	20%	3%	4%	2%	4%	8%	-	4%
HR	502	26%	18%	36%	2%	5%	2%	9%	-	-	2%
TR	505	30%	19%	29%	1%	3%	4%	7%	2%	-	5%
MK	504	29%	16%	31%	4%	7%	5%	7%	-	-	1%

QE1a2 Et après ? (MAX. 3 REPONSES)

QE1a2 Any others? (MAX. 3 ANSWERS)

(SI 'SPLIT A')

(IF 'SPLIT A')

	TOTAL	Le réchauffement de la planète / Global warming	Le terrorisme international / International terrorism	La pauvreté, le manque de nourriture et d'eau potable / Poverty, lack of food and drinking water	La propagation d'une maladie infectieuse / The spread of an infectious disease	Un important recul de l'économie mondiale / A major global economic downturn	La prolifération d'armes nucléaires / The proliferation of nuclear weapons	Des conflits armés / Armed conflicts	L'augmentation de la population mondiale / The increasing world population	Autre (SPONTANE - SPECIFIER) / Other (SPONTANEOUS - SPECIFY)	NSP / DK
UE27 EU27	13069	32%	36%	40%	20%	19%	20%	32%	16%	0%	2%
BE	488	31%	36%	41%	18%	20%	22%	31%	21%	0%	2%
BG	487	32%	41%	39%	18%	20%	21%	36%	5%	0%	4%
CZ	492	21%	31%	34%	21%	11%	24%	28%	9%	0%	1%
DK	483	39%	45%	39%	21%	18%	21%	35%	24%	0%	2%
D-W	512	40%	44%	42%	26%	27%	22%	34%	24%	-	0%
DE	760	39%	43%	42%	27%	27%	21%	34%	23%	-	0%
D-E	244	38%	40%	44%	33%	30%	19%	32%	21%	-	1%
EE	499	26%	34%	40%	29%	14%	23%	38%	14%	-	2%
EL	501	44%	31%	52%	17%	31%	43%	30%	9%	1%	0%
ES	545	32%	40%	43%	9%	17%	18%	34%	9%	1%	1%
FR	521	34%	33%	47%	19%	18%	24%	27%	19%	-	1%
IE	465	33%	34%	41%	30%	30%	24%	30%	16%	1%	3%
IT	500	24%	32%	36%	21%	16%	18%	28%	8%	-	2%
CY	260	34%	33%	62%	32%	19%	35%	33%	21%	-	-
CY (tcc)	258	20%	29%	40%	16%	19%	22%	30%	13%	0%	13%
LV	498	28%	34%	30%	22%	18%	14%	36%	6%	-	3%
LT	474	29%	34%	31%	28%	21%	20%	35%	7%	1%	3%
LU	254	38%	40%	51%	23%	13%	26%	31%	28%	-	0%
HU	487	38%	28%	45%	27%	27%	21%	24%	24%	0%	2%
MT	247	33%	36%	26%	30%	11%	17%	14%	15%	1%	9%
NL	507	39%	42%	41%	16%	11%	15%	45%	29%	-	2%
AT	474	35%	42%	44%	22%	25%	28%	34%	26%	0%	0%
PL	480	24%	32%	36%	23%	11%	19%	37%	6%	0%	1%
PT	486	24%	31%	35%	20%	25%	14%	27%	6%	1%	3%
RO	462	34%	42%	37%	22%	27%	24%	35%	11%	-	3%
SI	511	33%	37%	51%	23%	25%	21%	30%	18%	-	1%
SK	561	34%	40%	42%	25%	17%	26%	42%	14%	0%	2%
FI	472	36%	34%	47%	29%	22%	23%	28%	22%	0%	1%
SE	499	35%	27%	41%	21%	7%	18%	34%	18%	0%	20%
UK	617	26%	36%	35%	17%	19%	15%	31%	24%	-	3%
HR	493	28%	35%	47%	21%	17%	25%	48%	6%	0%	1%
TR	480	33%	29%	36%	8%	14%	33%	40%	15%	0%	4%
MK	499	32%	34%	43%	26%	24%	30%	40%	7%	-	2%

QE1aT Les problèmes les plus sérieux pour le monde actuellement

QE1aT Serious problems facing the world currently

(SI 'SPLIT A')

(IF 'SPLIT A')

	TOTAL	Le réchauffement de la planète / Global warming	Le terrorisme international / International terrorism	La pauvreté, le manque de nourriture et d'eau potable / Poverty, lack of food and drinking water	La propagation d'une maladie infectieuse / The spread of an infectious disease	Un important recul de l'économie mondiale / A major global economic downturn	La prolifération d'armes nucléaires / The proliferation of nuclear weapons	Des conflits armés / Armed conflicts	L'augmentation de la population mondiale / The increasing world population	Autre (SPONTANE - SPECIFIER) / Other (SPONTANEOUS - SPECIFY)	NSP / DK
UE27 EU27	13436	61%	52%	68%	23%	23%	23%	37%	20%	0%	3%
BE	492	62%	53%	75%	21%	25%	23%	34%	25%	0%	1%
BG	512	51%	68%	60%	19%	26%	23%	43%	6%	0%	5%
CZ	501	44%	57%	51%	28%	16%	30%	36%	11%	0%	2%
DK	492	69%	59%	73%	21%	22%	23%	39%	27%	1%	2%
D-W	515	69%	54%	78%	27%	31%	24%	40%	32%	0%	1%
DE	764	69%	54%	78%	29%	32%	24%	39%	31%	0%	1%
D-E	245	68%	54%	78%	36%	35%	22%	36%	28%	-	1%
EE	517	54%	53%	56%	33%	21%	24%	48%	19%	1%	3%
EL	502	89%	33%	86%	18%	39%	48%	32%	10%	1%	0%
ES	566	57%	65%	70%	9%	18%	19%	42%	10%	1%	4%
FR	525	74%	41%	78%	21%	21%	27%	31%	22%	-	1%
IE	496	61%	43%	60%	33%	40%	27%	32%	20%	2%	6%
IT	516	48%	52%	65%	26%	21%	21%	31%	9%	-	3%
CY	262	90%	38%	87%	33%	21%	39%	36%	22%	-	1%
CY (tcc)	261	75%	44%	51%	17%	24%	24%	34%	14%	0%	1%
LV	512	66%	49%	48%	27%	23%	16%	45%	8%	-	3%
LT	499	56%	49%	43%	33%	34%	24%	43%	9%	1%	5%
LU	255	73%	52%	86%	26%	15%	27%	35%	35%	0%	0%
HU	496	72%	36%	74%	30%	33%	24%	29%	29%	0%	2%
MT	251	63%	61%	48%	37%	13%	19%	18%	16%	1%	2%
NL	509	63%	54%	81%	17%	12%	17%	52%	38%	1%	0%
AT	485	66%	54%	68%	27%	32%	31%	41%	28%	0%	2%
PL	503	51%	47%	56%	30%	13%	22%	47%	8%	0%	5%
PT	510	46%	42%	72%	23%	31%	14%	31%	6%	1%	5%
RO	500	62%	53%	58%	24%	33%	25%	39%	12%	-	8%
SI	514	81%	45%	81%	26%	27%	23%	31%	20%	-	1%
SK	566	63%	59%	67%	27%	22%	29%	53%	18%	0%	1%
FI	473	73%	44%	74%	33%	25%	28%	32%	30%	0%	0%
SE	502	69%	34%	76%	24%	8%	21%	39%	28%	0%	1%
UK	646	56%	58%	53%	19%	22%	16%	34%	32%	0%	4%
HR	502	54%	52%	82%	23%	22%	27%	55%	6%	0%	2%
TR	505	62%	47%	63%	9%	16%	36%	45%	16%	1%	5%
MK	504	60%	50%	74%	30%	31%	35%	46%	7%	-	1%

QE2a.1 Et dans quelle mesure pensez-vous que le réchauffement de la planète est un problème sérieux actuellement ? Utilisez s'il vous plaît cette échelle de 1 à 10 où 1 signifie que ce n'est pas du tout un problème sérieux et 10 que c'est un problème extrêmement sérieux.

QE2a.1 And how serious a problem do you think global warming is at this moment? Please use a scale from 1 to 10, 1 would mean that it is not a serious problem at all and 10 would mean that it is extremely serious.

(SI 'SPLIT A')

(IF 'SPLIT A')

	TOTAL	1. Pas un problème sérieux du tout / Not a serious problem at all	2.	3.	4.	5.	6.	7.	8.	9.	10. Un problème extrêmement sérieux / An extremely serious problem	NSP / DK	Moyenne / Average
UE27 EU27	13436	1%	1%	2%	3%	8%	7%	13%	20%	11%	30%	4%	7,9
BE	492	1%	1%	1%	3%	10%	9%	16%	21%	11%	27%	-	7,7
BG	512	2%	-	2%	1%	5%	7%	12%	16%	12%	30%	13%	8,0
CZ	501	1%	-	4%	3%	6%	8%	15%	20%	8%	33%	2%	7,9
DK	492	1%	1%	3%	2%	10%	10%	14%	18%	11%	28%	2%	7,6
D-W	515	1%	1%	2%	4%	10%	7%	10%	18%	10%	35%	2%	7,9
DE	764	1%	1%	3%	3%	9%	6%	10%	20%	10%	35%	2%	7,9
D-E	245	3%	1%	5%	1%	8%	5%	11%	24%	7%	34%	1%	7,8
EE	517	2%	1%	3%	5%	13%	12%	12%	13%	7%	28%	4%	7,3
EL	502	-	-	-	-	1%	1%	5%	18%	29%	46%	-	9,1
ES	566	-	-	1%	-	3%	6%	15%	24%	14%	29%	8%	8,3
FR	525	1%	1%	1%	1%	8%	5%	11%	24%	12%	35%	1%	8,2
IE	496	-	1%	1%	1%	7%	11%	21%	16%	11%	21%	10%	7,7
IT	516	1%	2%	2%	4%	6%	7%	13%	19%	12%	29%	5%	7,8
CY	262	-	-	-	-	3%	-	3%	11%	15%	67%	1%	9,4
CY (tcc)	261	3%	-	1%	2%	4%	1%	8%	12%	16%	34%	19%	8,3
LV	512	1%	1%	2%	3%	9%	7%	17%	14%	10%	34%	2%	7,8
LT	499	3%	1%	2%	2%	10%	7%	9%	14%	11%	35%	6%	7,8
LU	255	2%	1%	1%	4%	12%	3%	10%	17%	7%	43%	-	8,0
HU	496	-	-	2%	2%	3%	4%	13%	20%	9%	45%	2%	8,5
MT	251	1%	-	-	1%	5%	3%	8%	17%	12%	51%	2%	8,7
NL	509	3%	1%	3%	4%	14%	16%	18%	24%	7%	9%	1%	6,8
AT	485	-	-	2%	3%	5%	8%	18%	23%	15%	23%	3%	7,9
PL	503	2%	1%	2%	1%	9%	6%	13%	19%	11%	31%	5%	7,9
PT	510	-	1%	1%	2%	9%	7%	13%	23%	13%	27%	4%	7,9
RO	500	1%	-	1%	1%	5%	8%	12%	16%	12%	32%	12%	8,2
SI	514	1%	1%	1%	1%	4%	4%	6%	12%	11%	59%	-	8,9
SK	566	-	-	1%	2%	6%	7%	17%	22%	16%	26%	3%	8,0
FI	473	1%	2%	2%	3%	7%	9%	15%	29%	18%	14%	-	7,5
SE	502	1%	3%	3%	1%	8%	7%	16%	21%	11%	28%	1%	7,7
UK	646	2%	1%	3%	5%	11%	11%	18%	14%	6%	24%	5%	7,2
HR	502	-	1%	1%	3%	12%	10%	19%	20%	7%	23%	4%	7,5
TR	505	2%	1%	1%	1%	5%	4%	5%	8%	18%	47%	8%	8,6
MK	504	-	-	1%	3%	7%	8%	13%	16%	12%	36%	4%	8,1

QE2a.2 Et dans quelle mesure pensez-vous que le réchauffement de la planète est un problème sérieux actuellement ? Utilisez s'il vous plaît cette échelle de 1 à 10 où 1 signifie que ce n'est pas du tout un problème sérieux et 10 que c'est un problème extrêmement sérieux.

QE2a.2 And how serious a problem do you think global warming is at this moment? Please use a scale from 1 to 10, 1 would mean that it is not a serious problem at all and 10 would mean that it is extremely serious.

(SI 'SPLIT A')

(IF 'SPLIT A')

	TOTAL	Un problème pas sérieux / Not a serious problem	Un problème moyennement sérieux / A fairly serious problem	Un problème très sérieux / A very serious problem	NSP / DK
UE27 EU27	13436	7%	15%	74%	4%
BE	492	6%	19%	75%	-
BG	512	5%	12%	70%	13%
CZ	501	8%	15%	75%	2%
DK	492	7%	20%	71%	2%
D-W	515	8%	16%	74%	2%
DE	764	8%	16%	74%	2%
D-E	245	10%	13%	76%	1%
EE	517	11%	25%	61%	3%
EL	502	1%	2%	97%	-
ES	566	2%	9%	82%	7%
FR	525	4%	13%	82%	1%
IE	496	3%	18%	69%	10%
IT	516	9%	13%	73%	5%
CY	262	1%	2%	96%	1%
CY (tcc)	261	6%	6%	69%	19%
LV	512	7%	16%	75%	2%
LT	499	8%	17%	69%	6%
LU	255	8%	15%	77%	-
HU	496	4%	7%	87%	2%
MT	251	2%	8%	88%	2%
NL	509	11%	30%	58%	1%
AT	485	5%	13%	79%	3%
PL	503	6%	15%	74%	5%
PT	510	4%	16%	76%	4%
RO	500	3%	13%	72%	12%
SI	514	3%	8%	89%	-
SK	566	4%	13%	80%	3%
FI	473	8%	16%	76%	-
SE	502	9%	15%	75%	1%
UK	646	12%	22%	62%	4%
HR	502	5%	21%	70%	4%
TR	505	5%	9%	78%	8%
MK	504	4%	15%	77%	4%

QE1b1 Selon vous, parmi les problèmes suivants lequel considérez-vous actuellement comme le plus sérieux pour le monde dans son ensemble ? En premier ?

QE1b1 In your opinion, which of the following do you consider to be the most serious problem currently facing the world as a whole? Firstly?

(SI 'SPLIT B')

(IF 'SPLIT B')

	TOTAL	Le changement climatique / Climate change	Le terrorisme international / International terrorism	La pauvreté, le manque de nourriture et d'eau potable / Poverty, lack of food and drinking water	La propagation d'une maladie infectieuse / The spread of an infectious disease	Un important recul de l'économie mondiale / A major global economic downturn	La prolifération d'armes nucléaires / The proliferation of nuclear weapons	Des conflits armés / Armed conflicts	L'augmentation de la population mondiale / The increasing world population	Autre (SPONTANÉ - SPECIFIER) / Other (SPONTANEOUS - SPECIFY)	NSP / DK
UE27 EU27	13225	30%	17%	29%	4%	5%	3%	6%	4%	-	2%
BE	511	26%	20%	35%	2%	5%	2%	6%	4%	-	-
BG	488	19%	32%	25%	2%	7%	1%	8%	1%	-	5%
CZ	513	24%	24%	18%	9%	7%	5%	10%	1%	-	2%
DK	513	33%	20%	31%	1%	4%	2%	4%	3%	-	2%
D-W	512	33%	13%	32%	2%	5%	4%	5%	6%	-	-
DE	770	33%	13%	32%	3%	4%	4%	5%	6%	-	-
D-E	262	33%	8%	35%	5%	4%	3%	4%	7%	-	1%
EE	489	35%	16%	12%	7%	9%	3%	11%	4%	-	3%
EL	498	43%	6%	37%	1%	8%	3%	1%	1%	-	-
ES	467	30%	23%	32%	1%	3%	2%	5%	1%	-	3%
FR	515	33%	12%	37%	2%	4%	2%	4%	5%	-	1%
IE	508	31%	13%	22%	6%	13%	3%	4%	4%	1%	3%
IT	506	24%	20%	29%	6%	6%	5%	5%	1%	-	4%
CY	242	53%	5%	33%	1%	1%	3%	3%	1%	-	-
CY (tcc)	239	35%	23%	12%	3%	11%	4%	5%	5%	-	2%
LV	496	39%	17%	18%	4%	8%	2%	8%	2%	-	2%
LT	522	29%	15%	12%	6%	11%	8%	11%	3%	-	5%
LU	246	29%	15%	39%	2%	2%	4%	3%	4%	-	2%
HU	504	32%	8%	33%	6%	7%	4%	4%	4%	-	2%
MT	249	38%	22%	16%	9%	4%	2%	3%	3%	1%	2%
NL	532	25%	11%	41%	3%	1%	1%	9%	8%	1%	-
AT	515	42%	16%	16%	5%	4%	3%	7%	4%	-	3%
PL	497	27%	21%	21%	8%	2%	4%	11%	2%	-	4%
PT	491	19%	13%	42%	5%	8%	1%	6%	1%	-	5%
RO	519	24%	17%	26%	4%	8%	4%	8%	2%	-	7%
SI	489	44%	10%	28%	3%	5%	3%	3%	3%	-	1%
SK	519	25%	17%	28%	4%	5%	4%	12%	3%	-	2%
FI	531	40%	10%	26%	3%	4%	5%	4%	7%	-	1%
SE	505	40%	4%	39%	1%	1%	2%	4%	9%	-	-
UK	660	30%	25%	19%	3%	5%	2%	8%	6%	-	2%
HR	498	22%	18%	37%	2%	5%	4%	9%	1%	1%	1%
TR	498	23%	28%	28%	2%	3%	5%	8%	2%	-	5%
MK	502	21%	15%	37%	6%	7%	6%	7%	1%	-	-

QE1b2 Et ensuite ? (MAX. 3 REponses)

QE1b2 Any others? (MAX. 3 ANSWERS)

(SI 'SPLIT B')

(IF 'SPLIT B')

	TOTAL	Le changement climatique / Climate change	Le terrorisme international / International terrorism	La pauvreté, le manque de nourriture et d'eau potable / Poverty, lack of food and drinking water	La propagation d'une maladie infectieuse / The spread of an infectious disease	Un important recul de l'économie mondiale / A major global economic downturn	La prolifération d'armes nucléaires / The proliferation of nuclear weapons	Des conflits armés / Armed conflicts	L'augmentation de la population mondiale / The increasing world population	Autre (SPONTANE - SPECIFIER) / Other (SPONTANEOUS - SPECIFY)	NSP / DK
UE27 EU27	12906	34%	37%	39%	20%	20%	20%	33%	15%	0%	2%
BE	510	34%	35%	38%	20%	22%	18%	40%	18%	0%	1%
BG	463	36%	42%	37%	16%	21%	22%	39%	7%	0%	5%
CZ	501	22%	31%	27%	25%	9%	21%	35%	10%	0%	1%
DK	504	42%	39%	44%	21%	18%	20%	35%	24%	0%	2%
D-W	512	42%	44%	44%	19%	25%	20%	35%	23%	0%	0%
DE	769	41%	44%	42%	20%	25%	21%	35%	22%	0%	0%
D-E	260	40%	44%	35%	20%	26%	26%	36%	20%	-	0%
EE	473	28%	31%	38%	25%	15%	19%	40%	15%	0%	3%
EL	497	47%	26%	49%	16%	31%	41%	35%	14%	0%	0%
ES	451	38%	43%	38%	10%	19%	17%	43%	7%	0%	1%
FR	509	35%	32%	43%	20%	16%	25%	26%	14%	0%	3%
IE	491	35%	33%	40%	27%	35%	23%	24%	19%	0%	2%
IT	484	22%	30%	37%	24%	18%	17%	23%	8%	1%	1%
CY	241	41%	39%	60%	30%	16%	36%	31%	17%	0%	-
CY (tcc)	235	18%	29%	34%	13%	22%	17%	28%	22%	1%	12%
LV	485	28%	32%	37%	21%	22%	14%	37%	11%	-	3%
LT	497	34%	33%	32%	23%	23%	23%	34%	6%	1%	3%
LU	242	37%	37%	42%	23%	16%	29%	32%	20%	-	0%
HU	491	39%	31%	42%	26%	30%	21%	24%	24%	0%	2%
MT	245	27%	42%	43%	34%	4%	13%	17%	11%	-	5%
NL	530	44%	42%	41%	18%	11%	13%	44%	25%	0%	2%
AT	497	30%	40%	45%	19%	27%	26%	37%	21%	-	1%
PL	476	24%	34%	35%	25%	8%	22%	36%	5%	-	1%
PT	468	31%	30%	33%	18%	26%	11%	30%	9%	0%	4%
RO	482	37%	40%	36%	21%	25%	21%	33%	10%	-	5%
SI	482	35%	36%	50%	25%	22%	22%	32%	15%	-	2%
SK	510	44%	46%	39%	26%	19%	24%	45%	10%	0%	2%
FI	528	33%	36%	43%	27%	23%	22%	30%	25%	0%	1%
SE	504	40%	38%	46%	30%	11%	24%	38%	24%	0%	1%
UK	645	28%	37%	34%	20%	21%	14%	31%	21%	-	3%
HR	490	34%	40%	42%	20%	19%	27%	44%	7%	0%	1%
TR	472	36%	27%	37%	10%	13%	31%	39%	16%	1%	2%
MK	500	36%	38%	33%	28%	24%	28%	36%	5%	1%	3%

QE1bT Les problèmes les plus sérieux pour le monde actuellement

QE1bT Serious problems facing the world currently

(SI 'SPLIT B')

(IF 'SPLIT B')

	TOTAL	Le changement climatique / Climate change	Le terrorisme international / International terrorism	La pauvreté, le manque de nourriture et d'eau potable / Poverty, lack of food and drinking water	La propagation d'une maladie infectieuse / The spread of an infectious disease	Un important recul de l'économie mondiale / A major global economic downturn	La prolifération d'armes nucléaires / The proliferation of nuclear weapons	Des conflits armés / Armed conflicts	L'augmentation de la population mondiale / The increasing world population	Autre (SPONTANÉ - SPECIFIER) / Other (SPONTANEOUS - SPECIFY)	NSP / DK
UE27 EU27	13225	62%	53%	67%	24%	24%	22%	38%	18%	1%	2%
BE	511	59%	54%	73%	22%	27%	20%	46%	22%	0%	0%
BG	488	52%	72%	61%	17%	27%	23%	45%	7%	0%	5%
CZ	513	46%	54%	44%	34%	16%	25%	44%	11%	0%	2%
DK	513	74%	58%	75%	22%	21%	22%	39%	27%	1%	2%
D-W	512	74%	58%	76%	22%	30%	23%	40%	28%	1%	-
DE	770	74%	57%	74%	22%	30%	25%	40%	28%	1%	0%
D-E	262	72%	52%	70%	26%	29%	29%	40%	26%	-	1%
EE	489	62%	46%	48%	30%	24%	21%	49%	18%	0%	3%
EL	498	90%	31%	85%	17%	38%	45%	37%	15%	0%	0%
ES	467	67%	64%	69%	10%	21%	18%	47%	7%	0%	3%
FR	515	67%	43%	80%	22%	20%	27%	30%	19%	0%	1%
IE	508	64%	45%	61%	32%	46%	25%	27%	23%	2%	3%
IT	506	45%	49%	64%	29%	23%	21%	27%	9%	1%	4%
CY	242	94%	44%	92%	31%	17%	39%	34%	18%	1%	0%
CY (tcc)	239	53%	51%	45%	16%	33%	21%	33%	27%	1%	2%
LV	496	66%	49%	54%	25%	29%	15%	44%	12%	-	2%
LT	522	61%	47%	42%	28%	34%	30%	43%	9%	1%	5%
LU	246	65%	51%	80%	25%	18%	32%	35%	24%	-	2%
HU	504	70%	38%	73%	31%	37%	24%	27%	28%	0%	3%
MT	249	65%	63%	58%	43%	8%	14%	20%	14%	1%	1%
NL	532	68%	53%	82%	22%	12%	14%	53%	34%	1%	0%
AT	515	71%	54%	59%	23%	30%	28%	43%	24%	0%	3%
PL	497	50%	54%	54%	32%	9%	25%	45%	7%	-	4%
PT	491	49%	42%	73%	23%	33%	12%	35%	10%	0%	5%
RO	519	58%	55%	60%	23%	31%	23%	38%	11%	-	7%
SI	489	79%	45%	78%	27%	27%	24%	35%	18%	-	1%
SK	519	69%	62%	66%	30%	24%	27%	56%	13%	0%	2%
FI	531	74%	46%	68%	30%	27%	26%	34%	32%	0%	1%
SE	505	80%	42%	84%	31%	11%	26%	41%	33%	0%	0%
UK	660	57%	61%	52%	22%	25%	15%	38%	27%	0%	2%
HR	498	55%	57%	79%	22%	24%	31%	53%	7%	2%	1%
TR	498	58%	50%	63%	11%	16%	34%	45%	17%	1%	5%
MK	502	57%	53%	70%	33%	31%	34%	42%	6%	1%	0%

QE2b.1 Et dans quelle mesure pensez-vous que le changement climatique est un problème sérieux actuellement ? Utilisez s'il vous plait cette échelle de 1 à 10 où 1 signifie que ce n'est pas du tout un problème sérieux et 10 que c'est un problème extrêmement sérieux.

QE2b.1 And how serious a problem do you think climate change is at this moment? Please use a scale from 1 to 10, 1 would mean that it is not a serious problem at all and 10 would mean that it is extremely serious.

(SI 'SPLIT B')

(IF 'SPLIT B')

	TOTAL	1. Pas un problème sérieux du tout / Not a serious problem at all	2.	3.	4.	5.	6.	7.	8.	9.	10. Un problème extrêmement sérieux / An extremely serious problem	NSP / DK	Moyenne / Average
UE27 EU27	13225	1%	1%	2%	3%	8%	8%	14%	20%	10%	30%	3%	7,8
BE	511	1%	-	3%	3%	10%	8%	17%	22%	9%	26%	1%	7,6
BG	488	1%	1%	3%	3%	5%	7%	13%	15%	14%	30%	8%	8,0
CZ	513	1%	-	1%	2%	10%	7%	10%	19%	10%	38%	2%	8,1
DK	513	1%	1%	3%	2%	8%	9%	19%	19%	9%	28%	1%	7,7
D-W	512	2%	2%	4%	2%	9%	8%	14%	21%	9%	28%	1%	7,6
DE	770	1%	2%	4%	2%	9%	8%	13%	21%	10%	29%	1%	7,6
D-E	262	1%	1%	3%	3%	7%	7%	12%	20%	10%	35%	1%	8,0
EE	489	3%	2%	4%	4%	10%	11%	15%	18%	7%	25%	1%	7,2
EL	498	-	1%	1%	-	1%	3%	5%	12%	22%	55%	-	9,0
ES	467	-	-	1%	1%	2%	6%	15%	24%	18%	28%	5%	8,3
FR	515	1%	-	1%	1%	7%	5%	14%	22%	11%	37%	1%	8,3
IE	508	1%	1%	1%	2%	7%	11%	19%	21%	8%	22%	7%	7,6
IT	506	1%	1%	3%	3%	7%	8%	14%	21%	8%	31%	3%	7,8
CY	242	-	-	-	-	1%	4%	3%	8%	15%	69%	-	9,4
CY (tcc)	239	4%	1%	1%	1%	8%	4%	5%	13%	7%	49%	7%	8,3
LV	496	2%	-	2%	2%	10%	7%	12%	17%	11%	36%	1%	7,9
LT	522	2%	-	1%	1%	11%	8%	11%	18%	9%	36%	3%	8,0
LU	246	1%	-	2%	2%	8%	6%	13%	15%	11%	41%	1%	8,1
HU	504	1%	-	1%	2%	4%	5%	12%	17%	14%	42%	2%	8,4
MT	249	1%	-	-	1%	4%	3%	10%	14%	17%	47%	3%	8,7
NL	532	2%	2%	3%	5%	8%	14%	25%	21%	9%	11%	-	6,9
AT	515	-	-	2%	4%	5%	8%	15%	20%	14%	28%	4%	8,0
PL	497	1%	-	2%	2%	10%	9%	12%	19%	10%	31%	4%	7,9
PT	491	1%	1%	1%	1%	8%	11%	15%	20%	15%	24%	3%	7,8
RO	519	-	-	1%	1%	4%	8%	11%	17%	11%	35%	12%	8,3
SI	489	1%	-	1%	1%	5%	3%	10%	13%	9%	57%	-	8,7
SK	519	-	-	-	1%	5%	6%	18%	23%	20%	24%	3%	8,2
FI	531	-	-	2%	3%	7%	9%	18%	29%	17%	15%	-	7,7
SE	505	1%	2%	2%	1%	6%	9%	18%	21%	9%	31%	-	7,8
UK	660	4%	1%	3%	8%	14%	10%	15%	15%	4%	23%	3%	6,8
HR	498	-	1%	2%	2%	11%	11%	17%	16%	12%	24%	4%	7,6
TR	498	4%	1%	2%	1%	4%	4%	3%	10%	17%	47%	7%	8,4
MK	502	-	1%	2%	1%	8%	11%	11%	15%	10%	37%	4%	8,1

QE2b.2 Et dans quelle mesure pensez-vous que le changement climatique est un problème sérieux actuellement ? Utilisez s'il vous plait cette échelle de 1 à 10 où 1 signifie que ce n'est pas du tout un problème sérieux et 10 que c'est un problème extrêmement sérieux.

QE2b.2 And how serious a problem do you think climate change is at this moment? Please use a scale from 1 to 10, 1 would mean that it is not a serious problem at all and 10 would mean that it is extremely serious.

(SI 'SPLIT B')

(IF 'SPLIT B')

	TOTAL	Un problème pas sérieux / Not a serious problem	Un problème moyennement sérieux / A fairly serious problem	Un problème très sérieux / A very serious problem	NSP / DK
UE27 EU27	13225	7%	16%	74%	3%
BE	511	7%	19%	73%	1%
BG	488	7%	12%	73%	8%
CZ	513	4%	17%	77%	2%
DK	513	7%	17%	75%	1%
D-W	512	10%	17%	72%	1%
DE	770	9%	17%	73%	1%
D-E	262	8%	14%	77%	1%
EE	489	13%	21%	65%	1%
EL	498	3%	4%	93%	-
ES	467	2%	8%	85%	5%
FR	515	3%	12%	85%	-
IE	508	5%	18%	70%	7%
IT	506	8%	15%	74%	3%
CY	242	-	5%	95%	-
CY (tcc)	239	7%	11%	74%	8%
LV	496	6%	17%	76%	1%
LT	522	4%	19%	74%	3%
LU	246	6%	13%	80%	1%
HU	504	4%	10%	85%	1%
MT	249	1%	8%	88%	3%
NL	532	12%	22%	66%	-
AT	515	6%	14%	76%	4%
PL	497	5%	19%	72%	4%
PT	491	4%	19%	74%	3%
RO	519	2%	12%	74%	12%
SI	489	4%	8%	88%	-
SK	519	1%	11%	85%	3%
FI	531	5%	16%	79%	-
SE	505	6%	16%	78%	-
UK	660	16%	24%	57%	3%
HR	498	5%	22%	70%	3%
TR	498	8%	8%	77%	7%
MK	502	4%	20%	73%	3%

QE1T Les problèmes les plus sérieux pour le monde actuellement

QE1T Serious problems facing the world currently

	TOTAL	Le réchauffement de la planète/le changement climatique / Global warming/climate change	Le terrorisme international / International terrorism	La pauvreté, le manque de nourriture et d'eau potable / Poverty, lack of food and drinking water	La propagation d'une maladie infectieuse / The spread of an infectious disease	Un important recul de l'économie mondiale / A major global economic downturn	La prolifération d'armes nucléaires / The proliferation of nuclear weapons	Des conflits armés / Armed conflicts	L'augmentation de la population mondiale / The increasing world population	Autre (SPONTANÉ - SPECIFIER) / Other (SPONTANEOUS - SPECIFY)	NSP / DK
UE27 EU27	26661	62%	53%	68%	23%	24%	23%	38%	19%	0%	3%
BE	1003	61%	54%	74%	21%	26%	22%	40%	23%	0%	1%
BG	1000	52%	70%	60%	18%	27%	23%	44%	7%	0%	5%
CZ	1014	45%	56%	48%	31%	16%	28%	40%	11%	0%	2%
DK	1005	71%	59%	74%	22%	21%	22%	39%	27%	1%	2%
D-W	1027	72%	56%	77%	24%	30%	24%	40%	30%	1%	0%
DE	1534	71%	56%	76%	26%	31%	24%	40%	29%	0%	0%
D-E	507	70%	53%	74%	31%	32%	26%	38%	27%	-	1%
EE	1006	58%	50%	52%	32%	22%	22%	48%	19%	1%	3%
EL	1000	90%	32%	86%	18%	38%	46%	35%	12%	1%	0%
ES	1033	61%	64%	70%	9%	20%	19%	44%	9%	1%	4%
FR	1040	71%	42%	79%	22%	20%	27%	30%	21%	0%	1%
IE	1004	63%	44%	61%	33%	43%	26%	29%	21%	2%	5%
IT	1022	47%	50%	65%	28%	22%	21%	29%	9%	1%	4%
CY	504	92%	41%	90%	32%	19%	39%	35%	20%	0%	1%
CY (tcc)	500	64%	48%	48%	17%	28%	23%	34%	20%	0%	1%
LV	1008	66%	49%	51%	26%	26%	16%	44%	10%	-	3%
LT	1021	58%	48%	42%	30%	34%	27%	43%	9%	1%	5%
LU	501	69%	52%	83%	26%	16%	30%	35%	30%	0%	1%
HU	1000	71%	37%	74%	31%	35%	24%	28%	29%	0%	2%
MT	500	64%	62%	53%	40%	11%	17%	19%	15%	1%	2%
NL	1041	66%	54%	82%	20%	12%	16%	53%	36%	1%	0%
AT	1000	69%	54%	64%	25%	31%	30%	42%	26%	0%	3%
PL	1000	50%	51%	55%	31%	11%	24%	46%	7%	0%	4%
PT	1001	47%	42%	73%	23%	32%	13%	33%	8%	1%	5%
RO	1019	60%	54%	59%	24%	32%	24%	39%	12%	-	7%
SI	1003	80%	45%	79%	26%	27%	24%	33%	19%	-	1%
SK	1085	66%	60%	66%	28%	23%	28%	54%	16%	0%	1%
FI	1004	73%	45%	71%	31%	26%	27%	33%	31%	0%	0%
SE	1007	74%	38%	80%	28%	10%	23%	40%	31%	0%	0%
UK	1306	57%	60%	53%	21%	24%	15%	36%	29%	0%	3%
HR	1000	54%	54%	80%	22%	23%	29%	54%	7%	1%	2%
TR	1003	60%	49%	63%	10%	16%	35%	45%	16%	1%	5%
MK	1006	59%	51%	72%	32%	31%	34%	44%	7%	0%	1%

QE2T Perception du réchauffement de la planète/changement climatique

QE2T Perception of global warming/climate change

	TOTAL	1. Pas un problème sérieux du tout / Not a serious problem at all	2.	3.	4.	5.	6.	7.	8.	9.	10. Un problème extrêmement sérieux / An extremely serious problem	NSP / DK	Moyenne / Average
UE27 EU27	26661	1%	1%	2%	2%	8%	8%	14%	20%	11%	30%	3%	7,8
BE	1003	1%	-	2%	3%	10%	9%	17%	21%	9%	27%	1%	7,7
BG	1000	1%	1%	2%	2%	5%	7%	13%	15%	13%	30%	11%	8,0
CZ	1014	1%	-	3%	2%	8%	8%	12%	19%	9%	36%	2%	8,0
DK	1005	1%	1%	3%	2%	9%	10%	16%	19%	10%	28%	1%	7,7
D-W	1027	1%	1%	3%	3%	10%	7%	12%	20%	10%	32%	1%	7,7
DE	1534	1%	1%	4%	3%	9%	7%	12%	20%	10%	32%	1%	7,8
D-E	507	2%	1%	4%	2%	7%	6%	11%	22%	9%	35%	1%	7,9
EE	1006	3%	1%	3%	4%	12%	11%	14%	16%	7%	26%	3%	7,3
EL	1000	-	1%	1%	-	1%	2%	5%	15%	25%	50%	-	9,0
ES	1033	1%	1%	1%	-	2%	6%	15%	24%	15%	29%	6%	8,3
FR	1040	1%	1%	1%	1%	7%	5%	12%	23%	12%	36%	1%	8,2
IE	1004	1%	1%	1%	2%	7%	11%	20%	19%	9%	21%	8%	7,6
IT	1022	1%	1%	2%	3%	7%	8%	14%	20%	10%	30%	4%	7,8
CY	504	-	-	-	-	2%	2%	3%	10%	15%	68%	-	9,4
CY (tcc)	500	3%	1%	1%	2%	6%	2%	6%	12%	11%	42%	14%	8,3
LV	1008	2%	1%	2%	3%	10%	7%	14%	15%	10%	35%	1%	7,9
LT	1021	2%	-	2%	2%	11%	7%	10%	16%	10%	35%	5%	7,9
LU	501	2%	1%	2%	3%	10%	4%	11%	16%	9%	41%	1%	8,1
HU	1000	1%	-	1%	2%	4%	4%	12%	19%	12%	43%	2%	8,5
MT	500	1%	-	-	1%	5%	3%	9%	15%	15%	49%	2%	8,7
NL	1041	2%	2%	3%	4%	11%	15%	22%	22%	8%	10%	1%	6,8
AT	1000	-	-	2%	4%	5%	8%	16%	21%	14%	26%	4%	7,9
PL	1000	1%	1%	2%	2%	10%	7%	12%	19%	10%	31%	5%	7,9
PT	1001	1%	1%	1%	1%	8%	9%	14%	22%	14%	25%	4%	7,9
RO	1019	-	-	1%	1%	5%	8%	11%	16%	12%	34%	12%	8,3
SI	1003	1%	-	1%	1%	5%	4%	8%	12%	10%	58%	-	8,8
SK	1085	-	-	1%	1%	6%	7%	17%	22%	18%	25%	3%	8,1
FI	1004	-	1%	2%	3%	7%	9%	17%	29%	18%	14%	-	7,6
SE	1007	1%	2%	2%	1%	7%	8%	17%	21%	10%	30%	1%	7,7
UK	1306	3%	2%	3%	7%	12%	11%	16%	14%	5%	23%	4%	7,0
HR	1000	-	1%	2%	2%	11%	10%	18%	18%	10%	24%	4%	7,6
TR	1003	3%	1%	1%	1%	4%	4%	9%	18%	18%	47%	8%	8,5
MK	1006	-	-	2%	2%	8%	10%	12%	15%	11%	36%	4%	8,1

QE2T Perception du réchauffement de la planète/changement climatique

QE2T Perception of global warming/climate change

	TOTAL	Un problème pas sérieux / Not a serious problem	Un problème moyennement sérieux / A fairly serious problem	Un problème très sérieux / A very serious problem	NSP / DK
UE27 EU27	26661	7%	15%	75%	3%
BE	1003	6%	19%	74%	1%
BG	1000	6%	12%	71%	11%
CZ	1014	6%	16%	76%	2%
DK	1005	7%	19%	73%	1%
D-W	1027	9%	17%	73%	1%
DE	1534	9%	16%	74%	1%
D-E	507	9%	13%	77%	1%
EE	1006	12%	23%	63%	2%
EL	1000	2%	3%	95%	-
ES	1033	2%	9%	83%	6%
FR	1040	3%	12%	84%	1%
IE	1004	4%	18%	70%	8%
IT	1022	8%	14%	74%	4%
CY	504	-	3%	96%	1%
CY (tcc)	500	6%	8%	72%	14%
LV	1008	7%	17%	75%	1%
LT	1021	6%	18%	71%	5%
LU	501	7%	14%	78%	1%
HU	1000	4%	8%	86%	2%
MT	500	2%	8%	88%	2%
NL	1041	11%	26%	62%	1%
AT	1000	6%	13%	77%	4%
PL	1000	5%	17%	73%	5%
PT	1001	4%	17%	75%	4%
RO	1019	3%	12%	73%	12%
SI	1003	3%	8%	89%	-
SK	1085	2%	12%	83%	3%
FI	1004	6%	16%	78%	-
SE	1007	7%	15%	77%	1%
UK	1306	14%	23%	59%	4%
HR	1000	5%	21%	70%	4%
TR	1003	6%	8%	78%	8%
MK	1006	4%	17%	75%	4%

QE3.1 Personnellement, pensez-vous que vous êtes bien informé(e) ou pas bien informé(e) sur ... ?

QE3.1 Personally, do you think that you are well informed or not about...?

Les différentes causes du changement climatique

The different causes of climate change

	TOTAL	Très bien informé(e) / Very well informed	Plutôt bien informé(e) / Fairly well informed	Pas très bien informé(e) / Not very well infor-med	Très mal informé(e) / Not at all informed	NSP / DK	Bien informé(e) / Well informed	Mal informé(e) / Badly informed
UE27 EU27	26661	9%	47%	32%	9%	3%	56%	41%
BE	1003	12%	54%	28%	5%	1%	66%	33%
BG	1000	6%	30%	42%	18%	4%	36%	60%
CZ	1014	4%	32%	52%	11%	1%	36%	63%
DK	1005	17%	63%	15%	3%	2%	80%	18%
D-W	1027	12%	52%	30%	5%	1%	64%	35%
DE	1534	11%	53%	30%	5%	1%	64%	35%
D-E	507	9%	56%	32%	3%	-	65%	35%
EE	1006	5%	46%	39%	9%	1%	51%	48%
EL	1000	7%	39%	43%	11%	-	46%	54%
ES	1033	4%	47%	32%	14%	3%	51%	46%
FR	1040	11%	49%	31%	8%	1%	60%	39%
IE	1004	11%	48%	24%	11%	6%	59%	35%
IT	1022	4%	39%	32%	19%	6%	43%	51%
CY	504	13%	42%	37%	7%	1%	55%	44%
CY (tcc)	500	12%	31%	36%	16%	5%	43%	52%
LV	1008	8%	42%	41%	8%	1%	50%	49%
LT	1021	5%	32%	46%	15%	2%	37%	61%
LU	501	15%	55%	25%	5%	-	70%	30%
HU	1000	6%	48%	36%	9%	1%	54%	45%
MT	500	9%	38%	37%	15%	1%	47%	52%
NL	1041	19%	63%	15%	2%	1%	82%	17%
AT	1000	4%	42%	42%	10%	2%	46%	52%
PL	1000	6%	37%	44%	9%	4%	43%	53%
PT	1001	2%	32%	46%	18%	2%	34%	64%
RO	1019	5%	28%	45%	15%	7%	33%	60%
SI	1003	11%	55%	27%	6%	1%	66%	33%
SK	1085	8%	35%	50%	6%	1%	43%	56%
FI	1004	15%	60%	23%	2%	-	75%	25%
SE	1007	21%	67%	11%	1%	-	88%	12%
UK	1306	15%	58%	21%	4%	2%	73%	25%
HR	1000	7%	42%	41%	7%	3%	49%	48%
TR	1003	9%	18%	30%	31%	12%	27%	61%
MK	1006	10%	41%	30%	16%	3%	51%	46%

QE3.2 Personnellement, pensez-vous que vous êtes bien informé(e) ou pas bien informé(e) sur ... ?

QE3.2 Personally, do you think that you are well informed or not about...?

Les différentes conséquences du changement climatique

The different consequences of climate change

	TOTAL	Très bien informé(e) / Very well informed	Plutôt bien informé(e) / Fairly well informed	Pas très bien informé(e) / Not very well infor-med	Très mal informé(e) / Not at all informed	NSP / DK	Bien informé(e) / Well informed	Mal informé(e) / Badly informed
UE27 EU27	26661	9%	47%	32%	9%	3%	56%	41%
BE	1003	11%	55%	28%	5%	1%	66%	33%
BG	1000	7%	30%	40%	19%	4%	37%	59%
CZ	1014	4%	33%	51%	11%	1%	37%	62%
DK	1005	17%	62%	18%	1%	2%	79%	19%
D-W	1027	13%	52%	29%	5%	1%	65%	34%
DE	1534	12%	54%	29%	4%	1%	66%	33%
D-E	507	9%	60%	28%	3%	-	69%	31%
EE	1006	7%	45%	38%	9%	1%	52%	47%
EL	1000	10%	43%	37%	10%	-	53%	47%
ES	1033	4%	47%	32%	14%	3%	51%	46%
FR	1040	10%	50%	32%	7%	1%	60%	39%
IE	1004	11%	48%	24%	11%	6%	59%	35%
IT	1022	4%	40%	32%	18%	6%	44%	50%
CY	504	16%	44%	33%	6%	1%	60%	39%
CY (tcc)	500	11%	33%	31%	19%	6%	44%	50%
LV	1008	9%	44%	38%	8%	1%	53%	46%
LT	1021	5%	35%	44%	14%	2%	40%	58%
LU	501	15%	55%	25%	5%	-	70%	30%
HU	1000	7%	49%	35%	8%	1%	56%	43%
MT	500	8%	42%	31%	16%	3%	50%	47%
NL	1041	20%	63%	15%	2%	-	83%	17%
AT	1000	5%	40%	45%	8%	2%	45%	53%
PL	1000	6%	39%	44%	8%	3%	45%	52%
PT	1001	2%	32%	46%	18%	2%	34%	64%
RO	1019	5%	32%	41%	15%	7%	37%	56%
SI	1003	11%	58%	24%	6%	1%	69%	30%
SK	1085	9%	36%	47%	7%	1%	45%	54%
FI	1004	15%	61%	21%	2%	1%	76%	23%
SE	1007	21%	64%	13%	2%	-	85%	15%
UK	1306	16%	56%	21%	4%	3%	72%	25%
HR	1000	9%	44%	38%	7%	2%	53%	45%
TR	1003	9%	17%	30%	33%	11%	26%	63%
MK	1006	10%	45%	25%	17%	3%	55%	42%

QE3.3 Personnellement, pensez-vous que vous êtes bien informé(e) ou pas bien informé(e) sur ... ?

QE3.3 Personally, do you think that you are well informed or not about...?

Les manières dont nous pouvons lutter contre le changement climatique

Ways in which we can fight climate change

	TOTAL	Très bien informé(e) / Very well informed	Plutôt bien informé(e) / Fairly well informed	Pas très bien informé(e) / Not very well infor-med	Très mal informé(e) / Not at all informed	NSP / DK	Bien informé(e) / Well informed	Mal informé(e) / Badly informed
UE27 EU27	26661	8%	44%	35%	10%	3%	52%	45%
BE	1003	9%	53%	32%	5%	1%	62%	37%
BG	1000	5%	20%	44%	25%	6%	25%	69%
CZ	1014	5%	29%	53%	11%	2%	34%	64%
DK	1005	14%	58%	23%	3%	2%	72%	26%
D-W	1027	9%	49%	34%	6%	2%	58%	40%
DE	1534	9%	50%	34%	6%	1%	59%	40%
D-E	507	8%	56%	33%	3%	-	64%	36%
EE	1006	5%	38%	44%	11%	2%	43%	55%
EL	1000	7%	43%	40%	10%	-	50%	50%
ES	1033	4%	47%	32%	15%	2%	51%	47%
FR	1040	9%	46%	36%	8%	1%	55%	44%
IE	1004	12%	48%	23%	11%	6%	60%	34%
IT	1022	3%	34%	36%	21%	6%	37%	57%
CY	504	11%	37%	42%	8%	2%	48%	50%
CY (tcc)	500	9%	22%	40%	21%	8%	31%	61%
LV	1008	6%	34%	49%	10%	1%	40%	59%
LT	1021	4%	26%	50%	17%	3%	30%	67%
LU	501	12%	51%	30%	6%	1%	63%	36%
HU	1000	6%	41%	42%	10%	1%	47%	52%
MT	500	6%	39%	35%	17%	3%	45%	52%
NL	1041	16%	61%	20%	2%	1%	77%	22%
AT	1000	4%	37%	47%	10%	2%	41%	57%
PL	1000	5%	34%	46%	10%	5%	39%	56%
PT	1001	2%	32%	46%	18%	2%	34%	64%
RO	1019	5%	23%	44%	20%	8%	28%	64%
SI	1003	9%	53%	30%	7%	1%	62%	37%
SK	1085	7%	30%	52%	10%	1%	37%	62%
FI	1004	11%	60%	25%	3%	1%	71%	28%
SE	1007	17%	60%	21%	1%	1%	77%	22%
UK	1306	16%	56%	21%	4%	3%	72%	25%
HR	1000	8%	37%	43%	9%	3%	45%	52%
TR	1003	6%	18%	30%	33%	13%	24%	63%
MK	1006	8%	31%	34%	21%	6%	39%	55%

QE4a.1 Selon vous, pour chacune des propositions suivantes, pouvez-vous me dire s'ils en font trop, assez ou pas assez pour lutter contre le changement climatique ?

QE4a.1 In your opinion, are each of the following currently doing too much, doing about the right amount, or not doing enough to fight climate change?

Le gouvernement (NATIONALITE)

The (NATIONALITY) government

	TOTAL	En font trop / Doing too much	En font assez / Doing about the right amount	N'en font pas assez / Not doing enough	NSP / DK
UE27 EU27	26661	4%	24%	64%	8%
BE	1003	3%	29%	64%	4%
BG	1000	-	6%	72%	22%
CZ	1014	2%	21%	71%	6%
DK	1005	2%	36%	59%	3%
D-W	1027	8%	42%	46%	4%
DE	1534	8%	40%	48%	4%
D-E	507	9%	33%	56%	2%
EE	1006	1%	24%	64%	11%
EL	1000	1%	15%	84%	-
ES	1033	3%	17%	64%	16%
FR	1040	2%	17%	76%	5%
IE	1004	2%	30%	48%	20%
IT	1022	2%	15%	72%	11%
CY	504	2%	29%	63%	6%
LV	1008	-	7%	86%	7%
LT	1021	-	13%	75%	12%
LU	501	4%	39%	50%	7%
HU	1000	1%	13%	80%	6%
MT	500	3%	25%	61%	11%
NL	1041	8%	30%	58%	4%
AT	1000	2%	21%	67%	10%
PL	1000	2%	16%	72%	10%
PT	1001	2%	16%	68%	14%
RO	1019	2%	14%	66%	18%
SI	1003	1%	12%	84%	3%
SK	1085	1%	28%	64%	7%
FI	1004	2%	38%	58%	2%
SE	1007	4%	33%	59%	4%
UK	1306	7%	32%	54%	7%
HR	1000	-	12%	80%	8%
TR	1003	4%	16%	66%	14%
MK	1006	4%	18%	68%	10%

QE4a.2 Selon vous, pour chacune des propositions suivantes, pouvez-vous me dire s'ils en font trop, assez ou pas assez pour lutter contre le changement climatique ?

QE4a.2 In your opinion, are each of the following currently doing too much, doing about the right amount, or not doing enough to fight climate change?

l'Union européenne

The European Union

	TOTAL	En font trop / Doing too much	En font assez / Doing about the right amount	N'en font pas assez / Not doing enough	NSP / DK
UE27 EU27	26661	3%	25%	58%	14%
BE	1003	4%	31%	59%	6%
BG	1000	3%	21%	38%	38%
CZ	1014	3%	36%	50%	11%
DK	1005	2%	27%	65%	6%
D-W	1027	3%	38%	52%	7%
DE	1534	3%	37%	53%	7%
D-E	507	5%	33%	57%	5%
EE	1006	2%	37%	46%	15%
EL	1000	2%	26%	71%	1%
ES	1033	3%	19%	59%	19%
FR	1040	2%	16%	71%	11%
IE	1004	2%	30%	43%	25%
IT	1022	2%	20%	63%	15%
CY	504	8%	43%	36%	13%
LV	1008	-	20%	67%	13%
LT	1021	1%	27%	54%	18%
LU	501	2%	32%	57%	9%
HU	1000	1%	28%	60%	11%
MT	500	4%	39%	41%	16%
NL	1041	3%	20%	65%	12%
AT	1000	4%	14%	71%	11%
PL	1000	2%	33%	50%	15%
PT	1001	2%	21%	60%	17%
RO	1019	2%	24%	51%	23%
SI	1003	1%	20%	75%	4%
SK	1085	3%	39%	49%	9%
FI	1004	2%	29%	64%	5%
SE	1007	1%	18%	73%	8%
UK	1306	4%	25%	49%	22%
HR	1000	1%	19%	69%	11%
TR	1003	7%	22%	51%	20%
MK	1006	10%	34%	41%	15%

QE4a.3 Selon vous, pour chacune des propositions suivantes, pouvez-vous me dire s'ils en font trop, assez ou pas assez pour lutter contre le changement climatique ?

QE4a.3 In your opinion, are each of the following currently doing too much, doing about the right amount, or not doing enough to fight climate change?

Les grandes entreprises et l'industrie

Corporations and industry

	TOTAL	En font trop / Doing too much	En font assez / Doing about the right amount	N'en font pas assez / Not doing enough	NSP / DK
UE27 EU27	26661	2%	14%	76%	8%
BE	1003	3%	19%	76%	2%
BG	1000	-	4%	67%	29%
CZ	1014	3%	12%	81%	4%
DK	1005	1%	24%	71%	4%
D-W	1027	1%	22%	74%	3%
DE	1534	1%	22%	75%	2%
D-E	507	1%	20%	78%	1%
EE	1006	1%	17%	72%	10%
EL	1000	-	3%	97%	-
ES	1033	2%	11%	73%	14%
FR	1040	1%	7%	87%	5%
IE	1004	-	16%	62%	22%
IT	1022	1%	14%	75%	10%
CY	504	1%	7%	87%	5%
LV	1008	-	8%	86%	6%
LT	1021	1%	10%	77%	12%
LU	501	1%	9%	85%	5%
HU	1000	-	9%	86%	5%
MT	500	1%	14%	71%	14%
NL	1041	2%	17%	78%	3%
AT	1000	1%	12%	81%	6%
PL	1000	2%	11%	77%	10%
PT	1001	2%	12%	74%	12%
RO	1019	2%	11%	66%	21%
SI	1003	1%	5%	93%	1%
SK	1085	-	13%	82%	5%
FI	1004	1%	23%	74%	2%
SE	1007	1%	19%	75%	5%
UK	1306	3%	18%	70%	9%
HR	1000	-	6%	86%	8%
TR	1003	2%	10%	71%	17%
MK	1006	4%	11%	69%	16%

QE4a.4 Selon vous, pour chacune des propositions suivantes, pouvez-vous me dire s'ils en font trop, assez ou pas assez pour lutter contre le changement climatique ?

QE4a.4 In your opinion, are each of the following currently doing too much, doing about the right amount, or not doing enough to fight climate change?

Les citoyens eux-mêmes

Citizens themselves

	TOTAL	En font trop / Doing too much	En font assez / Doing about the right amount	N'en font pas assez / Not doing enough	NSP / DK
UE27 EU27	26661	2%	23%	67%	8%
BE	1003	2%	27%	69%	2%
BG	1000	-	5%	71%	24%
CZ	1014	3%	23%	70%	4%
DK	1005	1%	21%	75%	3%
D-W	1027	2%	42%	53%	3%
DE	1534	2%	41%	54%	3%
D-E	507	2%	40%	54%	4%
EE	1006	-	16%	74%	10%
EL	1000	1%	21%	78%	-
ES	1033	3%	20%	61%	16%
FR	1040	1%	17%	77%	5%
IE	1004	1%	28%	53%	18%
IT	1022	3%	16%	71%	10%
CY	504	-	23%	73%	4%
LV	1008	-	6%	88%	6%
LT	1021	-	12%	77%	11%
LU	501	2%	31%	60%	7%
HU	1000	1%	9%	86%	4%
MT	500	1%	17%	72%	10%
NL	1041	1%	17%	79%	3%
AT	1000	4%	23%	65%	8%
PL	1000	2%	15%	75%	8%
PT	1001	3%	20%	66%	11%
RO	1019	2%	11%	69%	18%
SI	1003	1%	12%	86%	1%
SK	1085	-	21%	74%	5%
FI	1004	1%	22%	76%	1%
SE	1007	2%	21%	74%	3%
UK	1306	4%	30%	60%	6%
HR	1000	-	12%	80%	8%
TR	1003	5%	13%	67%	15%
MK	1006	4%	13%	72%	11%

QE4b.1 Selon vous, pour chacune des propositions suivantes, pouvez-vous me dire s'ils en font trop, assez ou pas assez pour lutter contre le changement climatique ?

QE4b.1 In your opinion, are each of the following currently doing too much, doing about the right amount, or not doing enough to fight climate change?

Notre gouvernement

Our government

	TOTAL	En font trop / Doing too much	En font assez / Doing about the right amount	N'en font pas assez / Not doing enough	NSP / DK
CY (tcc)	500	8%	25%	58%	9%

QE4b.2 Selon vous, pour chacune des propositions suivantes, pouvez-vous me dire s'ils en font trop, assez ou pas assez pour lutter contre le changement climatique ?

QE4b.2 In your opinion, are each of the following currently doing too much, doing about the right amount, or not doing enough to fight climate change?

l'Union européenne

The European Union

	TOTAL	En font trop / Doing too much	En font assez / Doing about the right amount	N'en font pas assez / Not doing enough	NSP / DK
CY (tcc)	500	21%	32%	31%	16%

QE4b.3 Selon vous, pour chacune des propositions suivantes, pouvez-vous me dire s'ils en font trop, assez ou pas assez pour lutter contre le changement climatique ?

QE4b.3 In your opinion, are each of the following currently doing too much, doing about the right amount, or not doing enough to fight climate change?

Les grandes entreprises et l'industrie

Corporations and industry

	TOTAL	En font trop / Doing too much	En font assez / Doing about the right amount	N'en font pas assez / Not doing enough	NSP / DK
CY (tcc)	500	4%	19%	61%	16%

QE4b.4 Selon vous, pour chacune des propositions suivantes, pouvez-vous me dire s'ils en font trop, assez ou pas assez pour lutter contre le changement climatique ?

QE4b.4 In your opinion, are each of the following currently doing too much, doing about the right amount, or not doing enough to fight climate change?

Les citoyens eux-mêmes

Citizens themselves

	TOTAL	En font trop / Doing too much	En font assez / Doing about the right amount	N'en font pas assez / Not doing enough	NSP / DK
CY (tcc)	500	8%	30%	48%	14%

QE5.1 Pour chacune des affirmations suivantes, veuillez me dire si vous êtes tout à fait d'accord, plutôt d'accord, plutôt pas d'accord ou pas du tout d'accord ... ?

QE5.1 For each of the following statements, please tell me whether you totally agree, tend to agree, tend to disagree or totally disagree...?

Le changement climatique est un processus impossible à arrêter, nous n'y pouvons rien

Climate change is an unstoppable process, we cannot do anything about it

	TOTAL	Tout à fait d'accord / Totally agree	Plutôt d'accord / Tend to agree	Plutôt pas d'accord / Tend to disagree	Pas du tout d'accord / Totally disagree	NSP / DK	D'accord / Agree	Pas d'accord / Disagree
UE27 EU27	26661	7%	24%	37%	23%	9%	31%	60%
BE	1003	7%	27%	41%	24%	1%	34%	65%
BG	1000	11%	20%	32%	19%	18%	31%	51%
CZ	1014	4%	23%	44%	22%	7%	27%	66%
DK	1005	6%	17%	35%	39%	3%	23%	74%
D-W	1027	8%	22%	39%	28%	3%	30%	67%
DE	1534	8%	22%	40%	27%	3%	30%	67%
D-E	507	7%	22%	44%	24%	3%	29%	68%
EE	1006	18%	34%	36%	7%	5%	52%	43%
EL	1000	6%	16%	35%	43%	-	22%	78%
ES	1033	2%	22%	37%	21%	18%	24%	58%
FR	1040	9%	28%	36%	21%	6%	37%	57%
IE	1004	7%	24%	35%	21%	13%	31%	56%
IT	1022	4%	19%	41%	25%	11%	23%	66%
CY	504	7%	12%	34%	40%	7%	19%	74%
CY (tcc)	500	12%	18%	29%	31%	10%	30%	60%
LV	1008	12%	31%	41%	10%	6%	43%	51%
LT	1021	8%	26%	40%	15%	11%	34%	55%
LU	501	8%	19%	50%	19%	4%	27%	69%
HU	1000	9%	24%	38%	22%	7%	33%	60%
MT	500	4%	15%	46%	29%	6%	19%	75%
NL	1041	10%	23%	34%	30%	3%	33%	64%
AT	1000	6%	20%	34%	31%	9%	26%	65%
PL	1000	6%	28%	39%	15%	12%	34%	54%
PT	1001	3%	24%	39%	20%	14%	27%	59%
RO	1019	11%	28%	31%	13%	17%	39%	44%
SI	1003	12%	19%	34%	33%	2%	31%	67%
SK	1085	5%	25%	50%	16%	4%	30%	66%
FI	1004	5%	28%	47%	18%	2%	33%	65%
SE	1007	5%	22%	32%	40%	1%	27%	72%
UK	1306	12%	27%	34%	19%	8%	39%	53%
HR	1000	7%	21%	40%	25%	7%	28%	65%
TR	1003	10%	17%	23%	31%	19%	27%	54%
MK	1006	23%	22%	27%	24%	4%	45%	51%

QE5.2 Pour chacune des affirmations suivantes, veuillez me dire si vous êtes tout à fait d'accord, plutôt d'accord, plutôt pas d'accord ou pas du tout d'accord ... ?

QE5.2 For each of the following statements, please tell me whether you totally agree, tend to agree, tend to disagree or totally disagree...?

La gravité du changement climatique a été exagérée

The seriousness of climate change has been exaggerated

	TOTAL	Tout à fait d'accord / Totally agree	Plutôt d'accord / Tend to agree	Plutôt pas d'accord / Tend to disagree	Pas du tout d'accord / Totally disagree	NSP / DK	D'accord / Agree	Pas d'accord / Disagree
UE27 EU27	26661	6%	20%	34%	31%	9%	26%	65%
BE	1003	5%	30%	36%	31%	3%	35%	62%
BG	1000	1%	10%	33%	32%	24%	11%	65%
CZ	1014	5%	17%	43%	28%	7%	22%	71%
DK	1005	7%	24%	35%	31%	3%	31%	66%
D-W	1027	7%	16%	35%	40%	2%	23%	75%
DE	1534	8%	16%	35%	39%	2%	24%	74%
D-E	507	9%	17%	36%	36%	2%	26%	72%
EE	1006	7%	23%	41%	23%	6%	30%	64%
EL	1000	6%	12%	30%	52%	-	18%	82%
ES	1033	2%	18%	32%	34%	14%	20%	66%
FR	1040	5%	23%	35%	30%	7%	28%	65%
IE	1004	6%	20%	32%	27%	15%	26%	59%
IT	1022	5%	17%	33%	33%	12%	22%	66%
CY	504	5%	13%	25%	48%	9%	18%	73%
CY (tcc)	500	7%	13%	25%	43%	12%	20%	68%
LV	1008	3%	15%	44%	33%	5%	18%	77%
LT	1021	2%	16%	42%	28%	12%	18%	70%
LU	501	10%	29%	30%	23%	8%	39%	53%
HU	1000	2%	14%	36%	41%	7%	16%	77%
MT	500	2%	17%	43%	28%	10%	19%	71%
NL	1041	11%	29%	27%	31%	2%	40%	58%
AT	1000	3%	14%	34%	41%	8%	17%	75%
PL	1000	3%	15%	46%	25%	11%	18%	71%
PT	1001	4%	24%	38%	18%	16%	28%	56%
RO	1019	4%	19%	32%	18%	27%	23%	50%
SI	1003	4%	14%	29%	51%	2%	18%	80%
SK	1085	2%	11%	54%	29%	4%	13%	83%
FI	1004	5%	20%	44%	30%	1%	25%	74%
SE	1007	4%	17%	28%	49%	2%	21%	77%
UK	1306	10%	29%	30%	22%	9%	39%	52%
HR	1000	3%	16%	38%	36%	7%	19%	74%
TR	1003	6%	10%	18%	47%	19%	16%	65%
MK	1006	9%	24%	26%	33%	8%	33%	59%

QE5.3 Pour chacune des affirmations suivantes, veuillez me dire si vous êtes tout à fait d'accord, plutôt d'accord, plutôt pas d'accord ou pas du tout d'accord ... ?

QE5.3 For each of the following statements, please tell me whether you totally agree, tend to agree, tend to disagree or totally disagree...?

Les émissions de CO2 (dioxyde carbone\gaz carbonique) n'ont qu'un effet marginal sur le changement climatique

Emission of CO2 (Carbon dioxide) has only a marginal impact on climate change

	TOTAL	Tout à fait d'accord / Totally agree	Plutôt d'accord / Tend to agree	Plutôt pas d'accord / Tend to disagree	Pas du tout d'accord / Totally disagree	NSP / DK	D'accord / Agree	Pas d'accord / Disagree
UE27 EU27	26661	7%	23%	32%	23%	15%	30%	55%
BE	1003	5%	29%	38%	23%	5%	34%	61%
BG	1000	3%	7%	32%	27%	31%	10%	59%
CZ	1014	6%	19%	39%	26%	10%	25%	65%
DK	1005	5%	20%	33%	37%	5%	25%	70%
D-W	1027	9%	21%	34%	28%	8%	30%	62%
DE	1534	9%	22%	35%	27%	7%	31%	62%
D-E	507	8%	25%	40%	21%	6%	33%	61%
EE	1006	10%	29%	28%	12%	21%	39%	40%
EL	1000	7%	14%	36%	37%	6%	21%	73%
ES	1033	4%	27%	23%	17%	29%	31%	40%
FR	1040	4%	20%	34%	30%	12%	24%	64%
IE	1004	10%	31%	21%	17%	21%	41%	38%
IT	1022	5%	22%	33%	21%	19%	27%	54%
CY	504	23%	13%	20%	28%	16%	36%	48%
CY (tcc)	500	9%	11%	26%	25%	29%	20%	51%
LV	1008	7%	24%	33%	22%	14%	31%	55%
LT	1021	4%	19%	33%	20%	24%	23%	53%
LU	501	5%	20%	41%	24%	10%	25%	65%
HU	1000	4%	11%	31%	45%	9%	15%	76%
MT	500	3%	14%	32%	21%	30%	17%	53%
NL	1041	12%	35%	23%	23%	7%	47%	46%
AT	1000	3%	18%	34%	32%	13%	21%	66%
PL	1000	5%	18%	38%	24%	15%	23%	62%
PT	1001	4%	28%	32%	10%	26%	32%	42%
RO	1019	6%	19%	27%	15%	33%	25%	42%
SI	1003	8%	24%	32%	27%	9%	32%	59%
SK	1085	1%	15%	55%	20%	9%	16%	75%
FI	1004	4%	25%	46%	19%	6%	29%	65%
SE	1007	4%	20%	35%	35%	6%	24%	70%
UK	1306	10%	34%	26%	15%	15%	44%	41%
HR	1000	4%	23%	34%	25%	14%	27%	59%
TR	1003	10%	14%	15%	17%	44%	24%	32%
MK	1006	16%	24%	20%	27%	13%	40%	47%

QE5.4 Pour chacune des affirmations suivantes, veuillez me dire si vous êtes tout à fait d'accord, plutôt d'accord, plutôt pas d'accord ou pas du tout d'accord ... ?

QE5.4 For each of the following statements, please tell me whether you totally agree, tend to agree, tend to disagree or totally disagree...?

La lutte contre le changement climatique peut avoir un effet positif sur l'économie européenne

Fighting climate change can have a positive impact on the European economy

	TOTAL	Tout à fait d'accord / Totally agree	Plutôt d'accord / Tend to agree	Plutôt pas d'accord / Tend to disagree	Pas du tout d'accord / Totally disagree	NSP / DK	D'accord / Agree	Pas d'accord / Disagree
UE27 EU27	26661	14%	42%	18%	6%	20%	56%	24%
BE	1003	11%	51%	25%	5%	8%	62%	30%
BG	1000	13%	33%	9%	7%	38%	46%	16%
CZ	1014	13%	44%	22%	6%	15%	57%	28%
DK	1005	20%	46%	19%	4%	11%	66%	23%
D-W	1027	19%	41%	22%	7%	11%	60%	29%
DE	1534	18%	42%	22%	6%	12%	60%	28%
D-E	507	16%	46%	21%	5%	12%	62%	26%
EE	1006	14%	41%	22%	6%	17%	55%	28%
EL	1000	28%	47%	15%	6%	4%	75%	21%
ES	1033	8%	37%	12%	4%	39%	45%	16%
FR	1040	13%	43%	21%	6%	17%	56%	27%
IE	1004	18%	44%	11%	4%	23%	62%	15%
IT	1022	14%	46%	14%	7%	19%	60%	21%
CY	504	41%	31%	5%	6%	17%	72%	11%
CY (tcc)	500	19%	22%	13%	17%	29%	41%	30%
LV	1008	8%	35%	29%	7%	21%	43%	36%
LT	1021	9%	37%	20%	7%	27%	46%	27%
LU	501	15%	46%	17%	5%	17%	61%	22%
HU	1000	14%	41%	18%	9%	18%	55%	27%
MT	500	8%	41%	14%	5%	32%	49%	19%
NL	1041	9%	29%	35%	13%	14%	38%	48%
AT	1000	17%	44%	15%	5%	19%	61%	20%
PL	1000	13%	49%	15%	4%	19%	62%	19%
PT	1001	8%	45%	18%	3%	26%	53%	21%
RO	1019	12%	36%	15%	4%	33%	48%	19%
SI	1003	23%	45%	17%	5%	10%	68%	22%
SK	1085	12%	53%	19%	4%	12%	65%	23%
FI	1004	8%	48%	31%	5%	8%	56%	36%
SE	1007	20%	45%	15%	6%	14%	65%	21%
UK	1306	12%	39%	20%	6%	23%	51%	26%
HR	1000	16%	45%	15%	6%	18%	61%	21%
TR	1003	11%	18%	16%	14%	41%	29%	30%
MK	1006	24%	35%	14%	9%	18%	59%	23%

QE5.5 Pour chacune des affirmations suivantes, veuillez me dire si vous êtes tout à fait d'accord, plutôt d'accord, plutôt pas d'accord ou pas du tout d'accord ... ?

QE5.5 For each of the following statements, please tell me whether you totally agree, tend to agree, tend to disagree or totally disagree...?

Des carburants alternatifs tels que les 'biocarburants' devraient être utilisés pour réduire les émissions de gaz à effet de serre

Alternative fuels, such as "bio fuels", should be used to reduce greenhouse gas emissions

	TOTAL	Tout à fait d'accord / Totally agree	Plutôt d'accord / Tend to agree	Plutôt pas d'accord / Tend to disagree	Pas du tout d'accord / Totally disagree	NSP / DK	D'accord / Agree	Pas d'accord / Disagree
UE27 EU27	26661	28%	42%	12%	6%	12%	70%	18%
BE	1003	29%	49%	13%	5%	4%	78%	18%
BG	1000	36%	36%	2%	3%	23%	72%	5%
CZ	1014	31%	51%	8%	2%	8%	82%	10%
DK	1005	52%	33%	8%	4%	3%	85%	12%
D-W	1027	22%	32%	22%	18%	6%	54%	40%
DE	1534	20%	34%	23%	17%	6%	54%	40%
D-E	507	13%	41%	26%	15%	5%	54%	41%
EE	1006	33%	47%	7%	3%	10%	80%	10%
EL	1000	48%	39%	7%	3%	3%	87%	10%
ES	1033	25%	44%	5%	2%	24%	69%	7%
FR	1040	31%	41%	13%	7%	8%	72%	20%
IE	1004	30%	43%	6%	3%	18%	73%	9%
IT	1022	27%	46%	10%	4%	13%	73%	14%
CY	504	54%	27%	2%	2%	15%	81%	4%
CY (tcc)	500	31%	23%	8%	6%	32%	54%	14%
LV	1008	28%	50%	9%	3%	10%	78%	12%
LT	1021	30%	45%	8%	2%	15%	75%	10%
LU	501	20%	41%	17%	14%	8%	61%	31%
HU	1000	33%	43%	9%	4%	11%	76%	13%
MT	500	26%	47%	2%	-	25%	73%	2%
NL	1041	35%	40%	13%	8%	4%	75%	21%
AT	1000	30%	42%	12%	5%	11%	72%	17%
PL	1000	25%	50%	8%	2%	15%	75%	10%
PT	1001	24%	47%	12%	2%	15%	71%	14%
RO	1019	32%	41%	3%	1%	23%	73%	4%
SI	1003	39%	39%	12%	3%	7%	78%	15%
SK	1085	27%	56%	9%	2%	6%	83%	11%
FI	1004	28%	54%	12%	3%	3%	82%	15%
SE	1007	46%	39%	8%	3%	4%	85%	11%
UK	1306	25%	46%	12%	5%	12%	71%	17%
HR	1000	40%	42%	6%	3%	9%	82%	9%
TR	1003	30%	20%	5%	4%	41%	50%	9%
MK	1006	49%	29%	6%	2%	14%	78%	8%

QE5.6 Pour chacune des affirmations suivantes, veuillez me dire si vous êtes tout à fait d'accord, plutôt d'accord, plutôt pas d'accord ou pas du tout d'accord ... ?

QE5.6 For each of the following statements, please tell me whether you totally agree, tend to agree, tend to disagree or totally disagree...?

Vous avez personnellement pris des actions pour contribuer à la lutte contre le changement climatique

You personally have taken actions aimed at helping to fight climate change

	TOTAL	Tout à fait d'accord / Totally agree	Plutôt d'accord / Tend to agree	Plutôt pas d'accord / Tend to disagree	Pas du tout d'accord / Totally disagree	NSP / DK	D'accord / Agree	Pas d'accord / Disagree
UE27 EU27	26661	14%	47%	20%	11%	8%	61%	31%
BE	1003	13%	52%	22%	11%	2%	65%	33%
BG	1000	4%	13%	19%	39%	25%	17%	58%
CZ	1014	12%	46%	27%	8%	7%	58%	35%
DK	1005	19%	49%	21%	9%	2%	68%	30%
D-W	1027	18%	47%	18%	13%	4%	65%	31%
DE	1534	18%	48%	18%	12%	4%	66%	30%
D-E	507	15%	52%	20%	7%	6%	67%	27%
EE	1006	8%	35%	26%	23%	8%	43%	49%
EL	1000	19%	53%	15%	13%	-	72%	28%
ES	1033	13%	53%	17%	6%	11%	66%	23%
FR	1040	12%	49%	21%	13%	5%	61%	34%
IE	1004	28%	49%	7%	4%	12%	77%	11%
IT	1022	8%	41%	23%	15%	13%	49%	38%
CY	504	14%	58%	7%	19%	2%	72%	26%
CY (tcc)	500	21%	19%	10%	24%	26%	40%	34%
LV	1008	4%	25%	36%	28%	7%	29%	64%
LT	1021	4%	22%	32%	31%	11%	26%	63%
LU	501	34%	44%	12%	7%	3%	78%	19%
HU	1000	10%	41%	28%	15%	6%	51%	43%
MT	500	15%	52%	21%	8%	4%	67%	29%
NL	1041	13%	50%	18%	17%	2%	63%	35%
AT	1000	17%	46%	23%	6%	8%	63%	29%
PL	1000	8%	37%	28%	11%	16%	45%	39%
PT	1001	9%	47%	28%	7%	9%	56%	35%
RO	1019	12%	31%	21%	17%	19%	43%	38%
SI	1003	27%	52%	13%	5%	3%	79%	18%
SK	1085	12%	55%	23%	6%	4%	67%	29%
FI	1004	12%	51%	27%	7%	3%	63%	34%
SE	1007	27%	60%	7%	5%	1%	87%	12%
UK	1306	21%	54%	13%	7%	5%	75%	20%
HR	1000	12%	37%	20%	23%	8%	49%	43%
TR	1003	14%	20%	23%	28%	15%	34%	51%
MK	1006	12%	21%	14%	38%	15%	33%	52%

QE6 Parmi les démarches suivantes pour lutter contre le changement climatique, lesquelles avez-vous personnellement entrepris ? (PLUSIEURS REPONSES POSSIBLES)

QE6 Which of the following actions aimed at fighting climate change have you personally taken? (MULTIPLE ANSWERS POSSIBLE)

(SI 'VOUS AVEZ PERSONNELLEMENT ENTREPRIS DES DÉMARCHES POUR CONTRIBUER A LA LUTTE CONTRE LE CHANGEMENT CLIMATIQUE', CODE 1 OU 2 EN QE5.6)

(IF 'YOU PERSONALLY HAVE TAKEN ACTIONS AIMED AT HELPING TO FIGHT CLIMATE CHANGE', CODE 1 OR 2 IN QE5.6)

		Vous avez acheté une voiture qui consomme moins de carburant ou qui est plus respectueuse de l'environnement / You have purchased a car that consumes less fuel, or is more environmentally friendly	Vous utilisez votre voiture moins souvent, en pratiquant, par exemple, le covoiturage ou en utilisant votre voiture plus efficacement / You are reducing the use of your car, for example by car-sharing or using your car more efficiently	Vous avez choisi un mode de déplacement l'environnement [...] / You have chosen an environmentally friendly way of transportation [...]	Vous réduisez la consommation énergétique dans votre foyer [...] / You are reducing your consumption of energy at home [...]	Vous réduisez la consommation d'eau de votre foyer [...] / You are reducing your consumption of water at home [...]	Dans la mesure du possible, vous évitez de prendre l'avion pour des vols courts-courriers / Where possible you avoid taking short-haul flights	Vous avez changé de fournisseur ou de tarif d'énergie pour recevoir une part d'énergie provenant de sources renouvelables plus importante que précédemment / You have switched to an energy supplier or tariff supplying a greater share of energy from renewable sources than your previous one	Vous triez la plupart de vos déchets pour le recyclage / You are separating most of your waste for recycling	Vous réduisez votre consommation de produits jetables [...] / You are reducing the consumption of disposable items [...]	Vous achetez des produits de saison et locaux pour éviter des produits qui viennent de loin, et qui contribuent aux émissions de CO2 (à cause du transport) / You buy seasonal and local products to avoid products that come from far away, and thus contribute to CO2 emissions (because of the transport)	Vous avez installé des appareils à votre domicile qui génèrent de l'énergie renouvelable [...] / You have installed equipment in your own home that generates renewable energy [...]	Autre (SPONTANÉ - SPECIFIER) / Other (SPONTANEOUS - SPECIFY)	NSP / DK
TOTAL														
UE27 EU27	16113	18%	25%	28%	64%	55%	12%	8%	76%	40%	27%	5%	1%	1%
BE	658	22%	33%	33%	66%	62%	10%	14%	81%	57%	32%	6%	1%	-
BG	175	12%	13%	35%	55%	49%	4%	2%	41%	24%	20%	1%	0%	2%
CZ	585	13%	18%	40%	67%	61%	12%	5%	83%	45%	24%	1%	1%	1%
DK	678	22%	21%	42%	80%	71%	18%	7%	72%	45%	28%	11%	1%	1%
D-W	673	31%	36%	29%	78%	70%	27%	9%	87%	55%	42%	8%	0%	0%
DE	1011	30%	34%	30%	79%	72%	25%	9%	87%	55%	40%	7%	0%	0%
D-E	341	24%	27%	31%	83%	79%	18%	9%	89%	55%	34%	5%	0%	0%
EE	438	20%	22%	24%	65%	55%	6%	7%	68%	35%	33%	2%	1%	2%
EL	717	6%	18%	38%	64%	71%	3%	3%	55%	21%	25%	3%	3%	-
ES	687	6%	18%	24%	55%	55%	6%	6%	73%	18%	7%	0%	0%	0%
FR	630	22%	32%	28%	66%	64%	10%	3%	90%	48%	39%	7%	2%	0%
IE	773	10%	13%	22%	58%	42%	6%	7%	79%	61%	20%	3%	1%	1%
IT	504	18%	22%	21%	48%	42%	5%	7%	61%	28%	18%	2%	0%	2%
CY	361	13%	23%	14%	84%	92%	3%	1%	31%	12%	16%	18%	1%	-
CY (tcc)	201	31%	20%	17%	40%	50%	8%	10%	14%	18%	9%	11%	2%	12%
LV	295	18%	10%	49%	44%	49%	6%	1%	45%	44%	30%	3%	3%	1%
LT	269	14%	9%	38%	40%	53%	5%	2%	52%	30%	13%	1%	1%	3%
LU	394	29%	25%	38%	80%	68%	27%	6%	90%	63%	39%	7%	1%	-
HU	512	12%	19%	37%	72%	62%	10%	3%	59%	32%	19%	2%	2%	2%
MT	336	12%	11%	12%	68%	61%	1%	4%	53%	39%	26%	8%	1%	1%
NL	662	20%	37%	49%	79%	47%	10%	30%	76%	42%	24%	6%	1%	0%
AT	631	16%	29%	38%	63%	48%	23%	12%	81%	57%	43%	9%	0%	0%
PL	451	15%	11%	24%	55%	48%	5%	3%	58%	39%	17%	3%	1%	3%
PT	563	4%	12%	11%	50%	52%	3%	5%	60%	20%	11%	2%	2%	2%
RO	437	15%	7%	40%	56%	56%	4%	6%	37%	28%	15%	1%	-	6%
SI	790	23%	24%	38%	70%	66%	5%	2%	80%	33%	20%	6%	1%	1%
SK	721	12%	18%	40%	73%	73%	9%	2%	82%	30%	20%	1%	0%	0%
FI	638	27%	32%	36%	69%	44%	22%	12%	71%	51%	34%	9%	1%	1%
SE	875	27%	41%	41%	73%	37%	33%	18%	85%	48%	42%	19%	0%	0%
UK	986	17%	25%	21%	62%	37%	11%	13%	87%	39%	27%	5%	0%	1%
HR	485	14%	17%	26%	62%	56%	4%	2%	60%	29%	19%	2%	2%	1%
TR	339	4%	6%	14%	69%	84%	7%	4%	9%	8%	4%	1%	3%	2%
MK	323	16%	23%	40%	60%	48%	4%	4%	25%	15%	16%	3%	4%	3%

QE7 Il y a plusieurs raisons qui poussent les gens à prendre des actions pour lutter contre le changement climatique. Parmi les propositions suivantes, pourriez-vous me dire celles qui s'appliquent à vous ? (PLUSIEURS REPONSES POSSIBLES)

QE7 There are many reasons why people take actions aimed at fighting climate change. Please tell me which of the following apply to you? (MULTIPLE ANSWERS POSSIBLE)

(SI 'ENTREPRENNENT DES ACTIONS CONTRE LE CHANGEMENT CLIMATIQUE', CODE 1 A 12 EN QE6)

(IF 'ARE TAKING ACTIONS TO FIGHT CLIMATE CHANGE', CODE 1 TO 12 IN QE6)

	TOTAL	Vous pensez que si tout le monde changeait son comportement, cela aura un effet réel sur le changement climatique / You think that if everybody changed their behaviour, it will have a real impact on climate change	Vous pensez que c'est de votre devoir en tant que citoyen de protéger l'environnement / You think that it is your duty as a citizen to protect the environment	Vous êtes très préoccupé(e) par le monde que vous allez laisser aux jeunes et aux futures générations / You are very concerned about the world that you will leave for the young and future generations	Vous pensez que ces actions peuvent vous faire économiser de l'argent / You think that taking these actions will save you money	Vous avez été directement confronté(e) aux conséquences du changement climatique / You have been directly exposed to the consequences of climate change	Autre (SPONTANE - SPECIFIER) / Others (SPONTANEOUS - SPECIFY)	NSP / DK
UE27 EU27	15957	63%	61%	52%	25%	8%	0%	1%
BE	658	62%	59%	56%	45%	9%	0%	1%
BG	172	67%	65%	39%	30%	6%	-	5%
CZ	580	60%	47%	42%	22%	5%	0%	1%
DK	674	76%	81%	80%	34%	8%	-	0%
D-W	671	62%	69%	58%	28%	10%	-	1%
DE	1008	61%	69%	59%	28%	10%	-	1%
D-E	341	57%	72%	63%	29%	11%	-	-
EE	427	63%	60%	53%	17%	13%	-	1%
EL	717	70%	80%	58%	15%	12%	-	0%
ES	684	64%	62%	38%	24%	6%	-	0%
FR	628	68%	69%	65%	29%	9%	-	0%
IE	769	71%	57%	46%	29%	6%	-	3%
IT	496	59%	47%	37%	17%	5%	0%	1%
CY	361	71%	89%	64%	21%	31%	-	0%
CY (tcc)	178	77%	72%	39%	36%	16%	0%	4%
LV	292	53%	51%	41%	14%	7%	-	2%
LT	261	61%	69%	34%	15%	13%	-	3%
LU	394	76%	71%	66%	29%	8%	-	1%
HU	504	61%	58%	47%	25%	25%	-	1%
MT	334	74%	85%	41%	22%	17%	-	1%
NL	661	66%	58%	59%	20%	12%	1%	2%
AT	628	65%	66%	60%	24%	9%	0%	0%
PL	439	57%	50%	31%	25%	5%	0%	3%
PT	549	58%	55%	33%	26%	8%	0%	2%
RO	411	58%	73%	56%	37%	18%	-	3%
SI	785	68%	61%	59%	33%	14%	0%	0%
SK	720	79%	68%	47%	47%	6%	-	0%
FI	632	69%	61%	59%	23%	8%	0%	0%
SE	873	79%	69%	67%	28%	6%	-	1%
UK	976	58%	52%	53%	19%	6%	0%	2%
HR	480	63%	60%	44%	35%	9%	0%	1%
TR	332	58%	66%	56%	33%	32%	-	3%
MK	315	63%	68%	44%	18%	12%	-	6%

QE8 Il y a plusieurs raisons qui retiennent les gens de prendre des mesures pour lutter contre le changement climatique. Parmi les propositions suivantes, pourriez-vous me dire celles qui s'appliquent à vous ? (PLUSIEURS REPONSES POSSIBLES)

QE8 There are many reasons that stop people from taking actions aimed at fighting climate change? Please tell me which of the following apply to you? (MULTIPLE ANSWERS POSSIBLE)

(SI 'N'ONT PAS PERSONNELLEMENT PRIS DES ACTIONS POUR CONTRIBUER A LA LUTTE CONTRE LE CHANGEMENT CLIMATIQUE', CODE 3 OU 4 EN QE5.6)

(IF 'HAVE NOT PERSONNALLY TAKEN ACTIONS AIMING AT FIGHTING CLIMATE CHANGE', CODE 3 OR 4 IN QE5.6)

	TOTAL	Vous pensez que changer votre comportement n'aura pas d'effet réel sur le changement climatique / You think changing your behaviour will not have a real impact on climate change	Vous pensez que ce sont les gouvernements, les entreprises et l'industrie qui doivent changer leurs comportements et pas les citoyens / You think it is governments, companies and industries that have to change their behaviour, not citizens	Vous souhaiteriez entreprendre des démarches mais vous ne savez pas ce que vous pouvez faire pour lutter contre le changement climatique / You would like to take action but do not know what you could do to fight climate change	Vous pensez que les mesures pour lutter contre le changement climatique coûteraient trop chères / You think that it would be too expensive to take actions that fight climate change	Vous n'êtes pas préoccupé(e) par le changement climatique / You are not concerned about climate change	Autres (SPONTANE - SPECIFIER) / Other (SPONTANEOUS - SPECIFY)	NSP / DK
UE27 EU27	8365	26%	42%	34%	15%	9%	2%	7%
BE	325	28%	35%	22%	22%	21%	4%	4%
BG	571	37%	40%	35%	14%	3%	1%	7%
CZ	355	21%	48%	36%	10%	10%	-	4%
DK	303	36%	37%	40%	17%	7%	7%	4%
D-W	312	29%	43%	44%	17%	13%	2%	4%
DE	456	30%	42%	41%	18%	13%	2%	4%
D-E	137	31%	39%	28%	23%	9%	-	4%
EE	492	46%	37%	43%	9%	8%	-	5%
EL	283	30%	60%	54%	8%	1%	-	0%
ES	234	19%	47%	40%	12%	4%	2%	8%
FR	352	28%	49%	30%	20%	8%	2%	2%
IE	113	18%	17%	27%	20%	12%	1%	30%
IT	385	19%	43%	31%	14%	5%	1%	9%
CY	134	29%	74%	36%	9%	-	-	5%
CY (tcc)	168	22%	40%	35%	14%	8%	-	28%
LV	646	29%	42%	36%	10%	5%	1%	3%
LT	642	32%	38%	35%	13%	7%	1%	6%
LU	95	37%	54%	30%	22%	7%	2%	8%
HU	431	27%	59%	21%	18%	6%	1%	5%
MT	146	20%	38%	43%	14%	2%	3%	12%
NL	357	36%	31%	23%	14%	20%	5%	9%
AT	291	36%	51%	40%	12%	8%	0%	4%
PL	393	21%	39%	28%	11%	6%	-	13%
PT	348	21%	40%	29%	12%	4%	2%	12%
RO	385	28%	40%	50%	17%	5%	-	13%
SI	181	37%	52%	29%	19%	11%	-	1%
SK	320	33%	55%	48%	11%	3%	-	11%
FI	340	25%	35%	33%	16%	11%	5%	4%
SE	121	33%	14%	42%	22%	18%	2%	4%
UK	259	28%	24%	27%	11%	19%	2%	9%
HR	436	26%	48%	32%	7%	10%	1%	7%
TR	512	26%	50%	51%	15%	5%	-	4%
MK	528	36%	50%	47%	11%	4%	0%	6%

QE9 Personnellement, combien seriez-vous prêt à payer en plus pour de l'énergie produite à partir de sources qui émettent moins de gaz à effet de serre afin de lutter contre le changement climatique ? En moyenne combien, en pourcentage, seriez vous prêt à dépenser en plus ?

QE9 Personally, how much would you be prepared to pay more for energy produced from sources that emit less greenhouse gases in order to fight the climate change? In average, how much, in percent, would you be ready to pay more?

	TOTAL	1 - 5 %	6 - 10 %	11 - 20 %	21 - 30 %	31 - 40 %	41 - 50 %	Plus de 50% / More than 50%	Non / No	NSP / DK	Moyenne / Average
UE27 EU27	26661	18%	14%	7%	3%	-	1%	1%	30%	26%	12,1
BE	1003	31%	16%	10%	3%	1%	2%	1%	25%	11%	10,8
BG	1000	5%	10%	7%	2%	-	2%	1%	33%	40%	18,2
CZ	1014	20%	12%	5%	2%	1%	1%	1%	24%	34%	12,2
DK	1005	17%	25%	13%	7%	1%	5%	4%	16%	12%	19,2
D-W	1027	19%	16%	7%	2%	-	-	-	40%	16%	10,3
DE	1534	18%	15%	6%	2%	-	1%	-	42%	16%	10,5
D-E	507	17%	12%	3%	1%	-	1%	1%	50%	15%	11,6
EE	1006	19%	13%	6%	2%	1%	2%	1%	27%	29%	13,7
EL	1000	22%	32%	13%	2%	1%	1%	-	16%	13%	11,1
ES	1033	20%	12%	7%	1%	-	-	-	23%	37%	8,3
FR	1040	17%	13%	6%	3%	1%	2%	-	38%	20%	12,0
IE	1004	14%	14%	5%	2%	-	2%	2%	19%	42%	14,6
IT	1022	18%	11%	7%	2%	1%	1%	1%	16%	43%	11,9
CY	504	19%	18%	11%	5%	1%	3%	1%	14%	28%	15,2
CY (tcc)	500	7%	7%	11%	7%	4%	3%	7%	13%	41%	31,0
LV	1008	9%	11%	6%	2%	-	2%	1%	38%	31%	14,8
LT	1021	17%	13%	6%	2%	-	3%	1%	32%	26%	12,9
LU	501	16%	16%	8%	2%	-	2%	-	22%	34%	12,3
HU	1000	16%	18%	10%	1%	-	1%	1%	24%	29%	12,2
MT	500	11%	7%	4%	3%	-	1%	1%	36%	37%	14,8
NL	1041	23%	26%	11%	5%	-	1%	2%	19%	13%	13,1
AT	1000	25%	19%	10%	2%	-	1%	-	21%	22%	9,7
PL	1000	22%	15%	5%	3%	1%	1%	1%	22%	30%	12,6
PT	1001	20%	4%	1%	-	-	1%	-	32%	42%	7,2
RO	1019	11%	8%	4%	2%	1%	2%	1%	49%	22%	16,6
SI	1003	31%	21%	9%	3%	1%	2%	1%	16%	16%	11,5
SK	1085	16%	17%	12%	3%	-	1%	-	17%	34%	12,4
FI	1004	20%	21%	11%	4%	1%	1%	1%	25%	16%	13,8
SE	1007	13%	23%	16%	7%	1%	6%	2%	15%	17%	18,7
UK	1306	13%	12%	5%	3%	1%	1%	1%	41%	23%	13,3
HR	1000	23%	20%	10%	3%	1%	3%	1%	20%	19%	14,0
TR	1003	21%	23%	12%	4%	-	2%	1%	37%	-	12,9
MK	1006	13%	13%	10%	4%	1%	3%	1%	18%	37%	16,4

QE10 L'Union européenne a pour objectif de réduire ses émissions de gaz à effet de serre d'au moins 20% d'ici 2020 par rapport à 1990. En pensant à cet objectif, diriez-vous que cet objectif est trop ambitieux, comme il faut ou trop modeste?

QE10 The European Union has the objective of reducing its greenhouse gas emissions by at least 20% by 2020 compared to 1990. Thinking about this objective, would you say that it is too ambitious, about right or too modest?

	TOTAL	Trop ambitieux / Too ambitious	Comme il faut / About right	Trop modeste / Too modest	NSP / DK
UE27 EU27	26661	16%	47%	21%	16%
BE	1003	25%	52%	19%	4%
BG	1000	19%	24%	12%	45%
CZ	1014	13%	56%	17%	14%
DK	1005	17%	52%	27%	4%
D-W	1027	17%	50%	23%	10%
DE	1534	16%	50%	24%	10%
D-E	507	14%	48%	27%	11%
EE	1006	18%	56%	8%	18%
EL	1000	25%	45%	28%	2%
ES	1033	6%	48%	21%	25%
FR	1040	24%	39%	27%	10%
IE	1004	18%	41%	9%	32%
IT	1022	10%	51%	20%	19%
CY	504	12%	70%	8%	10%
CY (tcc)	500	30%	44%	17%	9%
LV	1008	13%	50%	13%	24%
LT	1021	17%	44%	12%	27%
LU	501	38%	35%	14%	13%
HU	1000	11%	47%	26%	16%
MT	500	10%	34%	16%	40%
NL	1041	31%	40%	22%	7%
AT	1000	12%	38%	38%	12%
PL	1000	15%	53%	14%	18%
PT	1001	8%	48%	21%	23%
RO	1019	10%	43%	10%	37%
SI	1003	17%	58%	18%	7%
SK	1085	20%	54%	17%	9%
FI	1004	17%	60%	17%	6%
SE	1007	8%	53%	31%	8%
UK	1306	23%	43%	17%	17%
HR	1000	13%	37%	37%	13%
TR	1003	15%	28%	19%	38%
MK	1006	23%	39%	19%	19%

QE11 Afin de limiter les effets du changement climatique, l'Union européenne propose également un accord international où les principales économies mondiales s'engageraient à avoir pour objectif la réduction des émissions de gaz à effet de serre de 30% d'ici 2020 par rapport à 1990. En pensant à cet objectif, diriez-vous que cet objectif est trop ambitieux, comme il faut ou trop modeste?

QE11 In order to limit the impact of climate change, the European Union is also proposing an international agreement which would commit the major world economies to a target of 30% reduction of greenhouse gas emissions by 2020 compared to 1990. Thinking about this objective, would you say that it is too ambitious, about right or too modest?

	TOTAL	Trop ambitieux / Too ambitious	Comme il faut / About right	Trop modeste / Too modest	NSP / DK
UE27 EU27	26661	22%	46%	15%	17%
BE	1003	34%	47%	15%	4%
BG	1000	23%	23%	9%	45%
CZ	1014	24%	50%	11%	15%
DK	1005	27%	53%	16%	4%
D-W	1027	24%	49%	16%	11%
DE	1534	23%	49%	17%	11%
D-E	507	18%	51%	21%	10%
EE	1006	28%	45%	6%	21%
EL	1000	30%	46%	21%	3%
ES	1033	7%	48%	18%	27%
FR	1040	30%	40%	19%	11%
IE	1004	23%	36%	7%	34%
IT	1022	13%	49%	18%	20%
CY	504	13%	71%	6%	10%
CY (tcc)	500	19%	44%	15%	22%
LV	1008	16%	50%	8%	26%
LT	1021	21%	42%	8%	29%
LU	501	43%	32%	11%	14%
HU	1000	19%	47%	17%	17%
MT	500	12%	29%	15%	44%
NL	1041	43%	35%	14%	8%
AT	1000	19%	37%	33%	11%
PL	1000	20%	51%	9%	20%
PT	1001	10%	46%	20%	24%
RO	1019	11%	44%	8%	37%
SI	1003	24%	55%	13%	8%
SK	1085	27%	51%	12%	10%
FI	1004	27%	58%	8%	7%
SE	1007	13%	60%	18%	9%
UK	1306	32%	39%	11%	18%
HR	1000	15%	41%	31%	13%
TR	1003	14%	32%	14%	40%
MK	1006	28%	39%	13%	20%

QE12 L'Union européenne a pour objectif d'augmenter la part des énergies renouvelables à 20% d'ici 2020. En pensant à cet objectif, diriez-vous que cet objectif est trop ambitieux, comme il faut ou trop modeste ?

QE12 The European Union has the objective of increasing the share of renewable energy to 20% by 2020. Thinking about this objective, would you say that it is too ambitious, about right or too modest?

	TOTAL	Trop ambitieux / Too ambitious	Comme il faut / About right	Trop modeste / Too modest	NSP / DK
UE27 EU27	26661	13%	47%	22%	18%
BE	1003	20%	53%	24%	3%
BG	1000	18%	24%	10%	48%
CZ	1014	13%	57%	15%	15%
DK	1005	9%	53%	34%	4%
D-W	1027	15%	47%	28%	10%
DE	1534	14%	48%	28%	10%
D-E	507	10%	52%	27%	11%
EE	1006	15%	55%	10%	20%
EL	1000	26%	50%	22%	2%
ES	1033	5%	45%	22%	28%
FR	1040	16%	43%	29%	12%
IE	1004	15%	40%	11%	34%
IT	1022	8%	52%	19%	21%
CY	504	5%	81%	4%	10%
CY (tcc)	500	20%	44%	14%	22%
LV	1008	10%	52%	10%	28%
LT	1021	13%	47%	9%	31%
LU	501	29%	42%	15%	14%
HU	1000	9%	51%	24%	16%
MT	500	9%	31%	15%	45%
NL	1041	19%	44%	30%	7%
AT	1000	12%	36%	38%	14%
PL	1000	13%	51%	16%	20%
PT	1001	9%	46%	22%	23%
RO	1019	9%	45%	9%	37%
SI	1003	11%	62%	17%	10%
SK	1085	17%	55%	17%	11%
FI	1004	13%	63%	17%	7%
SE	1007	5%	52%	34%	9%
UK	1306	20%	44%	18%	18%
HR	1000	12%	39%	35%	14%
TR	1003	11%	29%	18%	42%
MK	1006	24%	40%	16%	20%